



PRELIMINARY ENGAGEMENT OVERVIEW

Public Meeting: 2/21/26

100 attendees

Preliminary Survey: 10/15/25-3/31/26

122 responses

Overview

The Kick-off Meeting and preliminary survey were focused on hearing the neighborhood's experiences and ideas for Mt. Washington's future.

The survey asked community members about their favorite aspects of the neighborhood as well as what concerns them.

The stations at the Kick-off Meeting dug deeper into the details of the community's natural resources, transportation networks, land use, housing, and more.

Printed versions of the survey were distributed throughout Mt. Washington, including at the Library and the Recreation Center. Additionally, a digital version of the Kick-off boards were available on the platform Miro, linked on the Plan website. This allowed for the same type of engagement and interaction as attendees of the in-person event were able to experience.

Over one hundred (100) people attended the Kick-off Meeting on Saturday, February 21, 2026. Ninety (90) people submitted answers via the online survey and another one hundred twenty-two (122) people filled out the paper survey.

Background Questions

Demographic information was gathered at the Kick-off Meeting to get an understanding of who participated. Not everyone answered these questions, and the numbers below do not include people who took the preliminary survey.

Are you a resident of Mt. Washington?

- Yes - 64 (92.8%)
- No - 5 (7.2%)

How long have you lived in Mt. Washington?

- 0-5 years - 22 (31.4%)
- 6-10 years - 10 (14.3%)
- 11-20 years - 18 (25.7%)
- 20+ years - 19 (27.1%)
- Never - 1 (1.4%)

Do you rent or own?

- Rent - 10 (14.9%)
- Own - 57 (85.1%)

What is your age group?

- 0-19 - 11 (14.5%)
- 20-34 - 13 (17.1%)
- 35-49 - 31 (40.8%)
- 50-64 - 10 (13.2%)
- 65-79 - 11 (14.5%)
- 80+ - 0 (0%)

With what race do you identify (census groups)?

- Asian or Pacific Islander - 5 (6.9%)
- Black or African American - 3 (4.2%)
- White or Caucasian - 63 (87.5%)
- Other Race or Ethnicity - 1 (1.4%)



Mt. WASHINGTON NEIGHBORHOOD PLAN



KEY TAKEAWAYS

HOUSING

1. Mt. Washington's diverse, interesting housing stock is a big part of what inspires people to move to the neighborhood.
2. Affordability is another reason why people choose MW, and something many are concerned about maintaining. Others feel there is already too much affordable housing.
3. Other concerns include Airbnb's, high-priced apartments/condos, and property maintenance.
4. There is a desire for more resources for people experiencing homelessness

MOBILITY AND CONNECTIVITY

1. People enjoy the walkability and bikeability of Mt. Washington, and they want to enhance it.
2. Many people are concerned about pedestrian and bike safety.
3. There is a desire for more bike connections to/from and within the neighborhood
4. There is a desire for better public transit options - more frequency at more times of the day.
5. Lots of people love the location of Mt. Washington - able to access their jobs, everyday needs, and downtown easily.
6. Concerns about road maintenance and speeding on beechmont through the business district (other concerns: Beechmont/Corbly, Beechmont/Mears/Morrow, and Sutton)

ECONOMIC DEVELOPMENT / PLACEMAKING

1. People appreciate that many amenities are available nearby such as the library, post office, and a park.
2. Residents want more third places to gather and activities/opportunities to meet their neighbors.
3. There is a strong desire for more local businesses (especially coffee shops and restaurants) to meet everyday needs.
4. Residents have conflicted feelings about parking - too much vs. too little. May need better signage.
5. Improvements to business district connections to residential areas and more amenities.

PARKS AND GREENSPACE

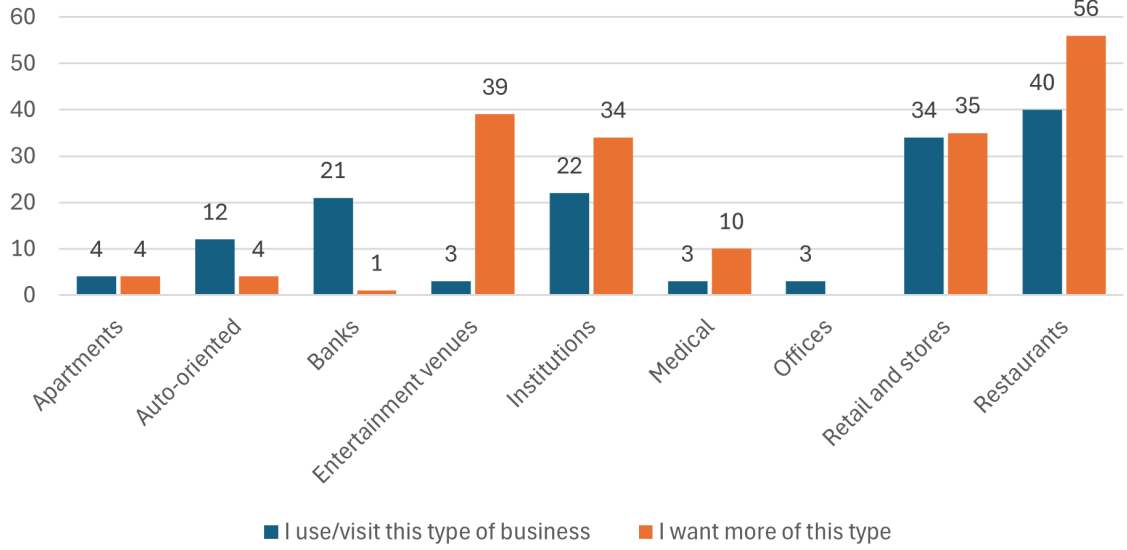
1. People love the mature trees and greenspace throughout the neighborhood. There is a desire for more parks/playgrounds/amenities. Lots of love for Stanbery park, but want it to feel safer.
2. Residents desire better connections to other City trails and better maintenance of existing ones.
3. People want more activities like the Pumpkin Chuck to bring the community together.

QUALITY OF LIFE / HEALTH AND WELLNESS

1. People love the small town feel of the neighborhood.
2. Lots of people highlight diversity as a favorite part of Mt. Washington. There is a feeling that it should be more diverse as well.
3. Lots of people move to Mt. Washington because it is family-friendly and has good schools.
4. There is concern about coordination between neighborhood groups being a threat to the neighborhood's future.
5. Generally, people feel very safe in Mt. Washington, though many feel safer during the day and more unsafe at night.



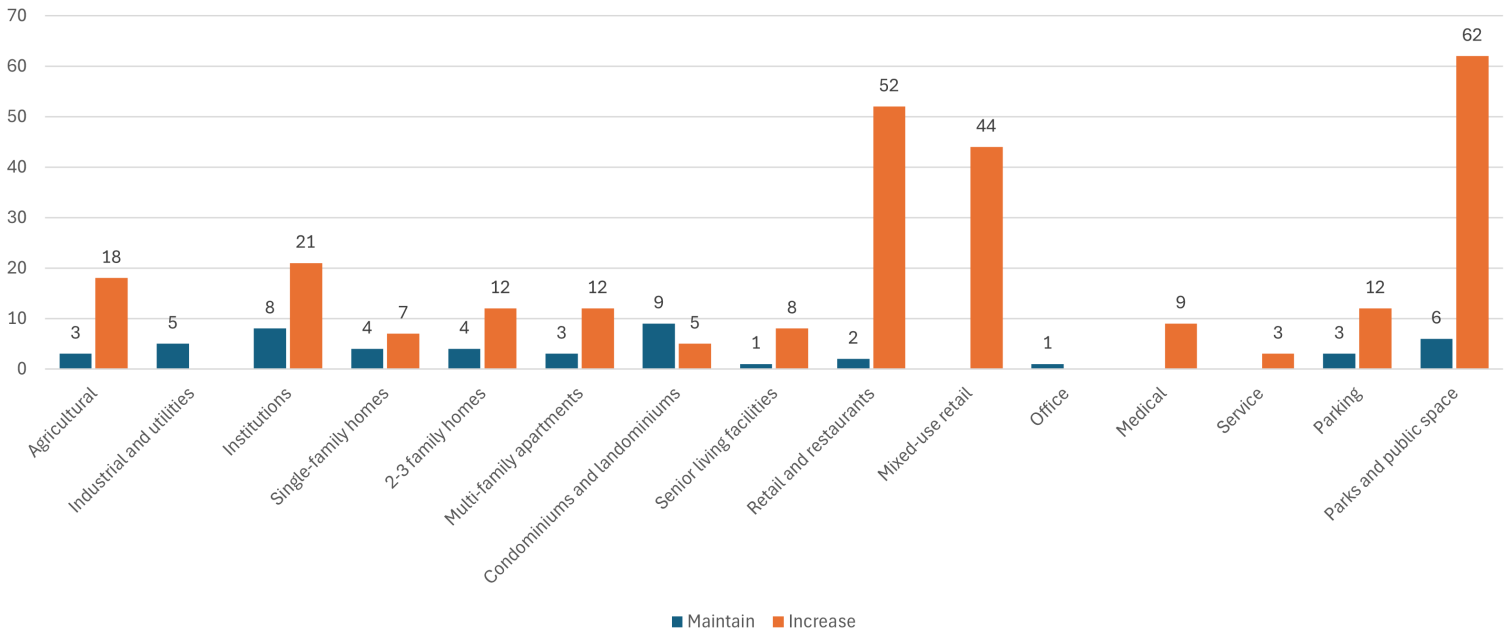
What establishments do you support in the Mt. Washington business district?



BUSINESS DISTRICT

- The most used businesses in the district are restaurants, retail stores, and banks.
- The most desired type of business is more restaurants, followed by entertainment venues.

What land uses are you most interested in maintaining or increasing?

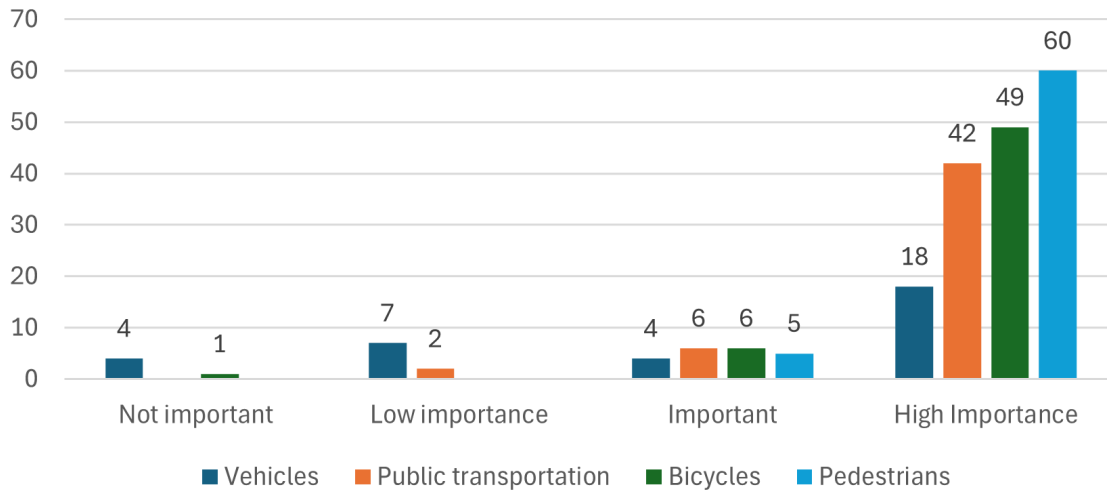


LAND USE

- The land use people would most like to increase is parks and public space, followed by retail and restaurants, then mixed use.



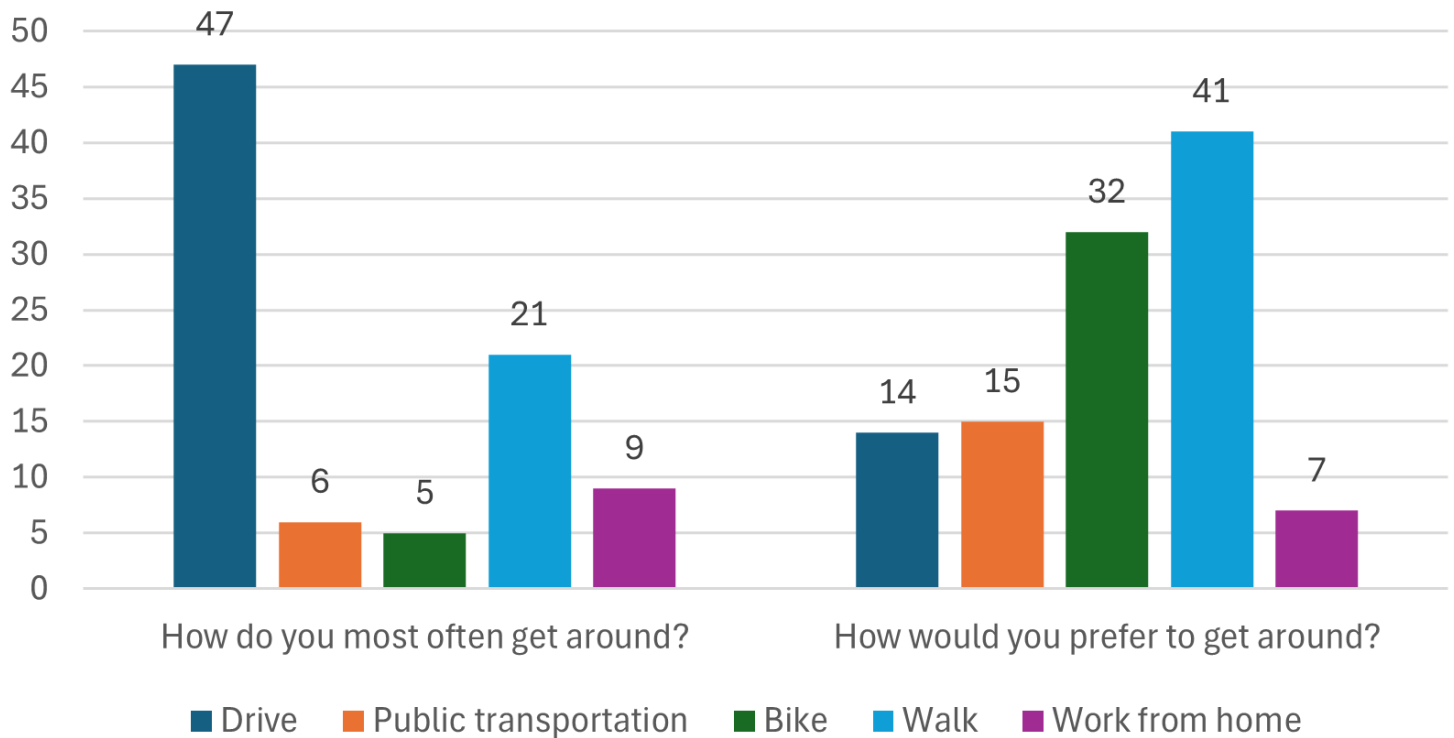
How important is improving the infrastructure & network for each transportation type?



INFRASTRUCTURE

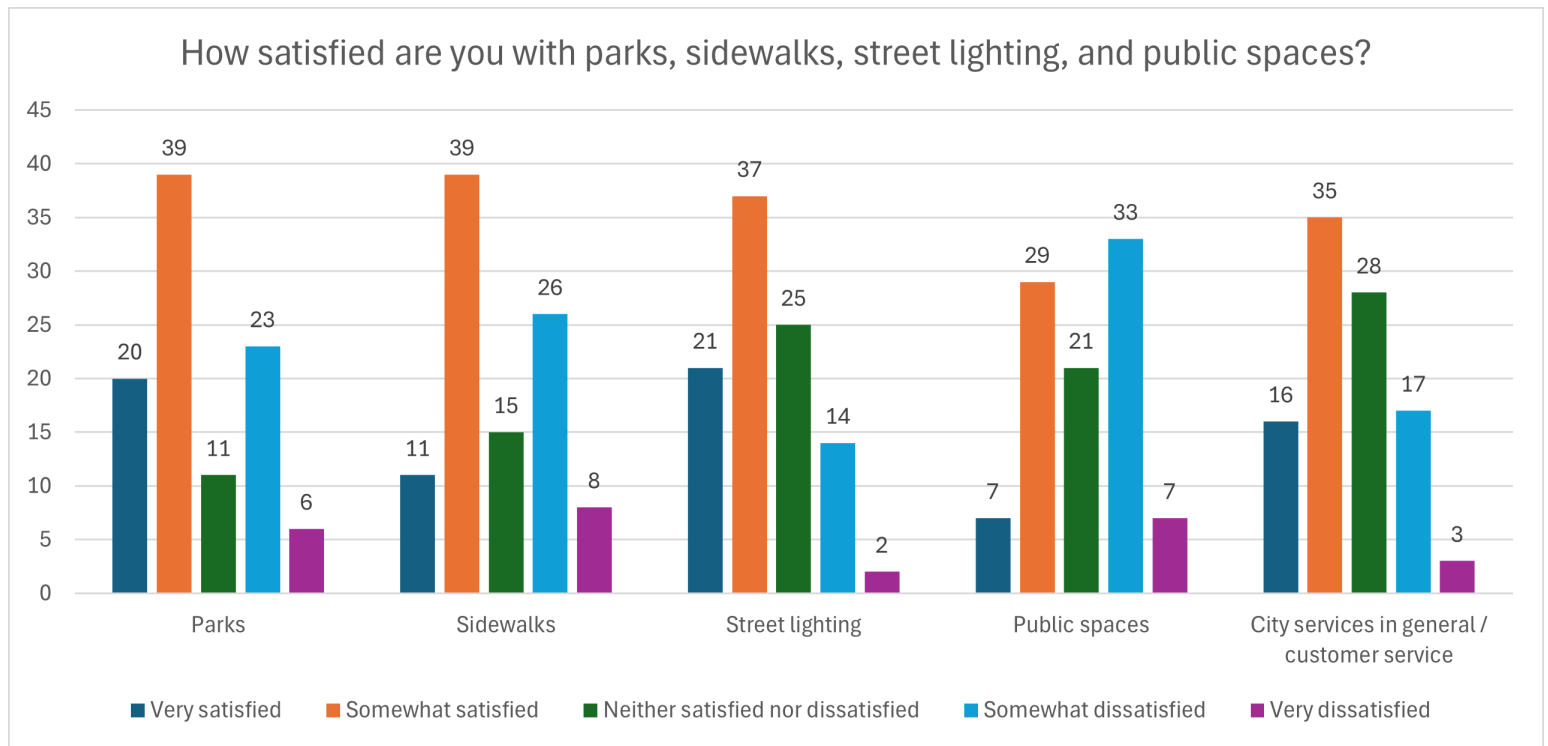
- Respondents believe that pedestrian and bicycle infrastructure systems need the most improvement.

Transportation Preferences



TRANSPORTATION PREFERENCES

- The majority of respondents drive primarily, but most would prefer to walk or bike to get around.



NEIGHBORHOOD SATISFACTION

- People are largely satisfied with the parks, with 40% saying they're somewhat satisfied and 20% saying they're very satisfied.
- Sidewalks and public spaces could use improvement, with over a third of respondents saying they are somewhat or very dissatisfied.
- Street lighting is generally satisfactory, though comments on kick-off boards and surveys suggest certain areas could use more lighting at night.