



Board of Health Meeting
January 26, 2021
Agenda

Edward B. Herzig, M.D.
Phil Lichtenstein, M.D.
Kate Schroder

Monica Mitchell, M.D.
Joe Hackworth, M.D.
Surmeet Bedi, M.D.

Amar Bhati, M.D.
Carrie Douglas

- 6:00 pm - 6:05 pm Call to Order and Roll Call
- 6:05 pm – 6:10 pm **Vote: Motion to Approve the Minutes of December 8, 2020 Board of Health Meeting**
- Old Business
- 6:10 pm - 6:20 pm Commissioner's report
- 6:20 pm - 6:35 pm COVID19 Update – Presentation and Q & A, Dr. Maryse Amin
- 6:35 pm - 6:45 pm Finance Update
- 6:45 pm - 6:55 pm Finance Committee Update and Contracts
- Motion to Approve Contract 15x10446 – UMADAOP - \$190,167.
 - Motion to Approve Contract 15x10449 – Ohio Department of Mental Health and Addiction Services (MHAS) SOR 2.0 - \$491,501
 - Motion to Approve Contract 15x10447 – Talbert House - \$199,031
 - Motion to Approve Contract 15x10444 – The Voice of Your Customer - \$12,000
 - Motion to Approve Contract 05X10360-Third Amendment – Susan Tilgner - \$66,000.00
- 6:55 pm – 7:00 pm Personnel Actions
- Vote: Motion to Approve Personnel Actions dated January 26, 2021.**
- New Business
- 7:00 pm – 7:10 pm Health Commissioner – Dr. Melba Moore
- Motion to Approve CHD Health in All Policies January 2021
 - Motion to Approve CHD Health in All Policies Checklist January 2021
- 7:10 pm - 7:30 pm New business and Public Comments
Welcome Dr. Novais!
- 7:30 pm Adjourn

Next Meeting – February 23, 2021

Mission

To assure access to quality services and to improve community health and wellness.

CINCINNATI HEALTH DEPARTMENT
 BOARD OF HEALTH MEETING
 January 26, 2021

	Roll Call	Minutes	Contract - 15x10446	Contract 15x10449	Contract 10447	Contract 10444	Contract 05x10360	Personnel Actions	Health in All Polices	Health in All Checklist					
Dr. Surmeet Bedi	x	x	x	x	x	x	x	x	2nd x	x					
Dr. Amar Bhati	x	x	1st x	1st x	1st x	1st x	1st x	x	x	x					
Ms. Carrie Douglas	x	1st x	2nd x	x	x	2nd x	2nd x	x	x	x					
Dr. Joe Hackworth	x	x	x	2nd x	x	x	x	x	x	x					
Dr. Edward Herzig	x	x	x	x	x	x	x	x	x	x					
Dr. Phil Lichtenstein	x	x	x	x	x	x	x	1st x	1st x	1st x					
Dr. Monica Mitchell	x	x	x	x	x	x	x	2nd x	x	x					
Ms. Kate Schroder	x	2nd x	x	x	2nd	x	x	x	x	2nd x					



**CINCINNATI BOARD OF HEALTH
BOARD OF HEALTH MEETING
December 8, 2020**

Dr. Edward Herzig, Chair of the Board of Health, called the December 8, 2020, meeting of the Cincinnati Board of Health to order at 6:00 p.m.

I. ROLL CALL:

Board Members Attending:

II. Dr. Edward Herzig, Dr. Phil Lichtenstein, Dr. Surmeet Bedi, Carrie Douglas, Dr. Joe Hackworth, Dr. Monica Mitchell, Dr. Amar Bhati, Kate Schroder, Robert Brown, Dr. Camille Jones

Absent:

Others Present: Commissioner Melba Moore, Domonic Hopson, Antonio Young, Harry Barnes, Jon Lawniczak, Dr. Maryse Amin, David Roland, Tonia Smith, Robert Hall, Kate Burroughs, Tom Sanford, Ashanti Salter, Roshani Hardin, Grant Mussman, M.D., Virginia Scott,

III. AGENDA

ITEM	TOPIC	RESPONSIBLE PARTY	ACTION/MOTION
Minutes	Motion that the Board of Health approve the minutes of the October 27, 2020 Board of Health meeting.	Angela Bredestege	Motion: Herzig Action: Passed
COVID-19 UPDATE	Presentation and Discussion	Maryse Amin, PhD, MS	
2021 Findlay Market	2021 Solid Waste Class II Compost Licensure for Findlay Market – Final Reading	Antonio Young	Motion: Lichtenstein 2 nd : Mitchell Action: Passed
2021 Republic Services	2021 Solid Waste Transfer Station Licensure for Republic Services – Second Reading	Antonio Young	Motion: Lichtenstein 2 nd : Schroder Action: Passed
Tobacco Retail License Program	Underage Buy Attempt & Program Update	Tonia Smith, David Roland	
Finance Update	Financial Dashboard – Handout <ul style="list-style-type: none"> • CHD overall revenue slightly stronger compared to last fiscal year. CARES Act Funding reimbursement of approximately \$4.6M. • COVID-19 has resulted in increase in personnel and contract expenses. 	Robert Hall Domonic Hopson	

	<ul style="list-style-type: none"> • Medicaid Cost Report submitted in October. Expected disbursement between February and June. • Overall revenue has been slightly stronger compared to last fiscal year. • Enforcement and Monitoring services funds are decreased. • Clinical care revenue has increased. • Medical services expenditures have decreased. • Medical and surgical supplies have decreased. • Overall expenditures increased due to personnel costs. 		
Contracts & Grants	Motion to Approve Contract 15X10439 – Cincinnati Public Schools - \$6,180,741.47.		Motion: Bhati 2 nd : Douglas Action: Passed
Contracts & Grants	Motion to Approve Contract 15X10442 – Hamilton County Public Health Harm Reduction Agreement - \$160,000.00.		Motion: Bhati 2 nd : Lichtenstein Action: Passed
Contracts & Grants	Motion to Approve Contract 75X10202 – Fourth Amendment Hamilton County Mental Health and Recovery Services Board - \$59,400,00.		Motion: Bhati 2 nd : Douglas Action: Passed
Contracts & Grants	Motion to Approve Contract 05x10401 – Ohio Department of Mental Health and Addiction Services SOR 2.0 - \$491,501.00.		Motion: Bhati 2 nd : Douglas Action: Passed
Contracts & Grants	Motion to Approve Contract 15X10438 – ODH-COVID-19 Care Resources Coordination Support Grant - \$275,583.00		Motion: Bhati 2 nd : Schroder Action: Passed.
Contracts & Grants	Motion to Approve Contract 15x10440 – Greater Cincinnati Dental Lab - \$1,200,000.00.		Motion: Bhati 2 nd : Mitchell Action: Passed
Personnel Actions	Motion to Approve the personnel actions dated December 8, 2020.		Motion: Lichtenstein 2 nd : Bhati Action: Passed
	Motion to Approve Good Samaritan Hospital – TriHealth Maternity Licensure Certificate.		Motion: Douglas 2 nd : Lichtenstein Action: Passed
	Motion to Approve the Christ Hospital Network Licensure Certificate.		Motion: Lichtenstein 2 nd : Bhati Action: Passed

Health Commissioner Comments:

Safe Places Cincy

October 12 people placed in services.

November 8 people placed in services.

Justin Berry is working to make sure individuals have access to additional resources.

CHD continuing to build its program efforts in the areas of behavioral and mental health and substance abuse.

Vaccine distribution update

Assistant Health Commissioner Comments:

Telemedicine Presentation – Domic Hopson

Board Member Comments:

Happy Holidays, Stay Safe, Congratulations to Dr. Mussman and all new hires and promotions.

Chairperson Comments:

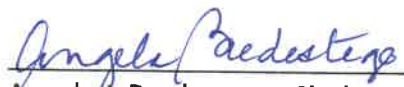
Additional board member involvement with Cincinnati Health Department. Happy Holidays.

7:53 p.m. adjourned.

Next meeting: Tuesday, January 26, 6:00 p.m.


MEETING CAN BE VIEWED AT: <https://archive.org/details/boh-12-8-20>

Minutes Prepared by:



Angela J. Bredestege, Clerk
Cincinnati Board of Health

Minutes Approved by:



Edward B. Herzig
Chairperson, Board of Health

DATE: January 21, 2021
TO: Board of Health Members
FROM: Dr. Melba R. Moore, MS, CPHA
SUBJECT: Health Commissioner Executive Summary

Vaccination Planning

- Phase 1B started the week of January 18 and will continue to focus on vaccinating Ohioans age 80 and older.
- Five-year age groups will be phased in each week thereafter (i.e., 75+, 70+, and 65+). We have established the COVID vaccine hotline 513-357-7462 to assist 1B eligible who may have questions about the vaccine and need assistance with scheduling.
- There is a limited supply of vaccine and in constant communication with ODH to address our allocation needs.
- As vaccine allocations increase, we will expand our vaccines clinics. We are assessing extended and weekend hours of operation.

Accreditation

- We submitted our final supporting documents for review and approval on October 20, 2020 to the Public Health Accreditation Board. We are still awaiting notification of their decision of accreditation. We were told the decision could take up to 120 days from the date of final submission.

HUD Grant

- We have received two grants from HUD that will be shared between CHD and the Department of Community and Economic Development (DCED). The funding will help to support our Childhood Lead Poisoning Prevention Program initiatives to control lead paint, dust and soil hazards in residential properties as well as providing lead poisoning prevention education and training throughout the community. We are working closely with DCED to review and determine the personnel and program needs to ensure we remain on target for our deliverables.

COVID-19 Enforcement November and December 2020

- Cincinnati Health Department COVID-19 enforcement continues at a steady pace, especially with non-retail locations (not visited by the Retail Compliance Unit (RCU)). Environmental have developed a report which illustrates the distinction between local health department enforcement responsibilities relative to the Retail Compliance and Ohio Investigative Units, how referrals are accomplished, and the CHD COVID-19 enforcement numbers for the months of November and December 2020.

To File a COVID-19 Health Retail Location Complaint

- To submit a complaint regarding enforcement of mask-wearing, signage, and/or social distancing violations in retail establishments the general public can go the following ODH website: <https://coronavirus.ohio.gov/wps/portal/gov/covid-19/responsible-restart-ohio/retail-location-complaints>.

File All Other COVID-19 Location Complaints

- All other COVID-19 complaints involving locations within the Cincinnati city limits can be filed with the Cincinnati Health Department by utilizing the 5916000.com website or through the “Fix it Cincy” mobile app.

Number of COVID-19 Public Face Covering and Business Complaints Total

- **December 1 - December 31, 2020 =103**
- **November 1- November 30, 2020= 96**

Infant Mortality Data

- The infant mortality data continues to give us key information about the maternal and infant death within our community. We will continue to work collectively with our community partners and promote our home health program in improving health outcomes for our moms and babies.

Provisional deaths for 2020:

City 2019 = 43

County (minus the city) 2019 = 29

Total Hamilton County 2019 = 72

The provisional number of births for 2020 (births extracted from Ohio Resident live births database (by residence city/county) as of 01.20.21):

City of Cincinnati = 4,336

Hamilton County births outside of the City limits = 5,964

Hamilton County inclusive of the City = 10,300

The provisional infant mortality rate for 2020 based on our current numbers:

City of Cincinnati IMR = 9.9 per 1,000 live births

Hamilton County outside the City limits = 4.9 per 1,000 live births

Hamilton County IMR = 7.0 per 1,000 live births (inclusive of the city numbers)

More Inclusive Health (MIH)

On January 19, 2021 we submitted our final report to Greater Cincinnati Foundation (GCF). As you may know we received \$ 33,000.00 from the GCF COVID-19 regional response fund which supports projects relative to improving health inequities within our region. This funding not only supports the training of the hospital registration staff, but also our CHD health center registration staff, and any entity which has the responsibility of collecting race and ethnicity data. CHD expects the training and outreach will lead to improved data submitted to the city and county health departments. Because of our focus efforts concerning COVID our staff will receive the training at a later date.



Date: January 26, 2021

To: Board of Health

From: Melba R. Moore, MS, CPHA, Health Commissioner

Subject: Health Commissioner's Report, Reflects October 2020

Acronyms

- CHD- Cincinnati Health Department
- ODH- Ohio Department of Health
- CCPC- City of Cincinnati Primary Care

ENVIRONMENTAL

ENVIRONMENTAL

Food Safety Program	2020 TOTAL
FSD	
Inspections	2471
Reinspection	310
CCP Inspections	1026
Monthly Total	3807
RFE	
RFE Inspections	575
RFE Reinspection	100
RFE Process Review	44
Variance Verification	
Monthly Total	716
FSD & RFE	
Complaints - Inspection	235
Complaints - Reinspection	30
Monthly Total	265
Inspections/License	
Temporaries license	38
Temporary day inspections	14
Mobile licenses, new	43

Mobile inspections	133
Vending inspections	121
Enforcement	
Admin. hearing	4
Risk Control Plan	4
Plan Review Applications	
FSO/RFE Plans Received	240
FSO/RFE Plans Approved	128
FSO/RFE Plans Rejected	100
Courtesy Evaluations	
Food Site Evaluations	22
Institutions	0
Food Safety Training	
ServSafe Training Classes	1
PIC Training Classes	2
Additional	
Street & Sidewalk permit	7

Healthy Homes Program	2020 TOTAL
School Food Inspections	
RFE/FSO - Class 1	11
RFE/FSO - Class 2	15
RFE/FSO - Class 3	32
RFE/FSO - Class 4	60
RFE/FSO - CCP	15
RFE/FSO - Mobile	0
* Month Total *	
FSO/RFE Plans Received	2
FSO/RFE Plans Approved	2
FSO/RFE Plans Rejected	0
General Nuisance Complaints	
Total Complaints Received	2367
Total Complaints Finished	2287

General Nuisance Complaints by Type	
Mold Inspections	580
No Heat Inspections	144
No Water Inspections	73
Roach Inspections	271
Rat Inspections	246
Mouse Inspections	220
Flea Inspections	9
Defective Plumbing Inspections	273
Broken Sewer Line Inspections	145
Unsanitary Living Condition Inspections	254
Beg Bug Material Provided	9
Miscellaneous Inspections	0
Smoking	
Complaints Received	17
Complaints Finished	14
School Env. Inspections	232
Healthy Home Inspections	0
Transient Accommodations	21

Environmental Waste Program	2020 TOTAL
Junk Vehicles	
Junk Vehicle Complaints, New	942
Junk Vehicle Re-Investigations	909
Junk Vehicle Complaints Closed	652
Junk Motor Complaints Refer to Tow	260
Open Dumping	
Open Dumping Complaints, New	29
Open Dumping Re –Investigations	128
Open Dumping Complaints Closed	36
New Complaints Received (Total)	971
Complaints Finished (Total)	953
Infectious Waste	

IW Treatment Facility Inspections	15
IW Large Quantity Generator Inspect.	0
IW LQG Re-Inspections	0
IW Complaints	
Landfill/Transfer Station/Compost	
Closed Landfill Inspections	4
Transfer Station Inspections	4
Compost Facility Inspections	4
Tires	
Tire Storage Facility Inspections	61
Tire Storage Facility Re-Inspections	42
Body Art	
Body Art Inspections	87
Body Art Re-Inspections	1
Body Art Plans Received	14
Body Art Plans Approved	14
Body Art Licenses Issued (New)	12
Body Art Temp License Issued	2
Body Art Complaints	9

Technical Environmental Program	2020 TOTAL
Rabies	
Investigation	433
Re-investigation	726
Swimming Pool	
Inspections	834
Complaint Investigation	308
Sampling	652
Re-inspection	111
Complaint Re-investigation	57
Sewage	
Inspections	623
Investigation	122
Completed	132
Re-inspection	66
Sampling/Recorder	291

Mosquito	
Complaint Investigation	32
Monitoring/Sampling	469
Sampling/Recorder	15
Complaint Re-investigation	55
Sewer baiting	
Rodent Baiting	985
Complaint Investigation	715
Complaint Re-investigation	433
Recorder	307
Contracts	
Inspections	364
Complaint Investigation	26
Complaint Re-investigation	37
Vectorborne Disease	
Complaint Investigation	20
Complaint Re-investigation	32

Food Inspection Program (Events)

Food Safety welcomed back Phil Murdock, Senior Sanitarian (11/1/2020)

Food Safety celebrated retirement of Mary Beth Kramer, Sanitarian (11/30/2020)

Technical Environmental Services (TES)

November

- Technical Environmental sent out around 500 renewal applications to property owners in our jurisdiction with household sewage treatment systems for the 2021 licensing year. Many thanks to Torri Webb and Michelle Williams for their assistance!
- Technical Environmental continues to respond to an increasing number of COVID-related complaints and variance requests to allow additional spectators at several sports venues.

December

- In December, congratulations were extended to Beth Bryant for her promotion to Senior Sanitarian in Technical.
- Jack Tobler gave a presentation on household sewage treatment systems at a training meeting for contractors.

Environmental Waste Unit

Monthly Activity (November):

Licensed 1 new Body Art Establishment
Continue to respond to Covid-19 complaints.

Monthly Activity December):

Licensed 2 new Body Art Establishments
Participated in a virtual annual survey by the OEPA.
Continued to respond to Covid-19 complaints.

Healthy Homes Program

- In November Healthy Homes welcomed a new employee Damali Gaskin to the work unit. Staff are busy training her in all our various unit programs.
- Community COVID complaints/education continues to be a part of our focus as we continue to navigate through the pandemic.
- In December completed all school environmental and FSO inspection, working with the schools while kids were remote/blended and in-person learning.
- Staff is currently still investigating COVID 19 complaints.

WIC Updates December 2020

1. Provided supplemental foods, nutrition education and referral services to approximately 5,425 participants out of 14,353 in December.
2. Caseload in December was 14,353. This is 97% of our caseload goal of 14,796.
3. Provided folic acid education to 258 (38%) women receiving WIC services in order to help decrease infant mortality. This number was down due to COVID-19. WIC had to streamline visits in order to decrease participant time in office.
4. WIC distributed 22 manual breast pumps and loaned 31 electric breast pumps this quarter (October, November, December).

Monthly Infectious Disease
Surveillance Summary,^{1 2}
December 2020



<i>Reportable Condition² by Category (For a description of listed conditions, see https://odh.ohio.gov/wps/portal/gov/odh/know-our-programs/infectious-disease-control-manual/section3/idcm-section-3.)</i>	2020 December	2020 YTD	2019 December	2019 YTD	2019 TOTAL
Food- or Waterborne	11	99	4	251	251
Amebiasis		1			
Brucellosis					
Campylobacteriosis	5	31	1	43	43
Cryptosporidiosis		5	1	14	14
Cyclosporiasis		1		10	10
<i>E. coli</i> , enterohemorrhagic		3		13	13
Giardiasis		10		19	19
Hepatitis A (also vaccine-preventable)		3		39	39
Legionellosis - Legionnaires' Disease	1	4	1	18	18
Listeriosis		1		2	2
Salmonellosis	3	31		41	41
Shigellosis	2	7	1	48	48
Vibriosis (not cholera)				2	2
Yersiniosis		2		2	2
Vectorborne	0	2	0	12	12
Chikungunya Virus Disease*				2	2
Lyme disease		1		6	6
Malaria*				4	4
Spotted Fever Rickettsiosis		1			
Vaccine-Preventable	2	369	73	454	454
<i>Haemophilus influenzae</i> , invasive disease	1	7	3	11	11
Influenza-associated hospitalization		329	66	336	336
Mumps				1	1
Pertussis		4		37	37
<i>S. pneumoniae</i> , invasive (abx susceptible/unknown)	1	15	4	37	37
<i>S. pneumoniae</i> , invasive (abx resistant)		14		14	14
Varicella (chickenpox)				18	18

Viral Hepatitis	56	604	48	771	771
Hepatitis B, acute (<i>also vaccine-preventable</i>)			1	14	14
Hepatitis B, chronic, newly identified (<i>also vaccine-preventable</i>)	7	63	9	102	102
Hepatitis C, acute		9	1	8	8
Hepatitis C, perinatal		4		3	3
Hepatitis C, chronic, newly identified	49	528	37	644	644
Other Conditions[#]	5,355	17,415	16	75	75
Carbapenemase-Producing Carbapenem-Resistant Enterobacteriaceae (CP-CRE) [^]	1	3		7	7
<i>Candida auris</i>		2			
COVID-19	5,352	17,358			
Coccidioidomycosis		1		1	1
Creutzfeldt-Jakob Disease		1			
Hemolytic uremic syndrome (HUS)					
Meningitis, aseptic		7	8	32	32
Meningitis, bacterial (not <i>N. meningitidis</i>)		8	1	12	12
Multisystem Inflammatory Syndrome in Children (MIS-C) associated with COVID-19		2			
<i>Staphylococcal aureus</i> - intermediate resistance to vancomycin (VISA)					
Streptococcal, Group A, invasive	1	30	7	20	20
Streptococcal, Group B, newborn	1	3		1	1
Toxic Shock Syndrome (TSS)				2	2
TOTAL CONFIRMED AND PROBABLE CASES	5,424	18,489	141	1,563	1,563
Outbreaks (Investigation started or continuing)	5	49	1	30	30
Dermatologic				1	1
Gastrointestinal		2		8	8
Respiratory	5	49			
Vaccine-Preventable			1	17	17
Other				4	4

1) Confirmed and probable cases reported by health care providers and laboratories among residents of the City of Cincinnati by date of event (most frequently, the date of event is the date of illness onset).

2) List includes only reportable conditions for which at least one case was reported in either year; the full list of reportable conditions in Ohio can be found at <https://odh.ohio.gov/wps/portal/gov/odh/know-our-programs/infectious-disease-control-manual>.

*Acquired through international travel

[^]CP-CRE (Carbapenemase-Producing Carbapenem-Resistant Enterobacteriaceae) is a multi-drug resistant condition newly reportable as of March 2018.

[#]Note that sexually-transmitted infections, Human Immunodeficiency Virus (HIV) infections (including AIDS) and Tuberculosis are investigated and reported by Hamilton County Public Health and are not included here.

**Community Health and Environmental Services (CHES) Updates for CHD
BOH Meeting 1.20.2021**

Epidemiology

Infant Vitality Surveillance:

Provisional deaths for 2020:

City 2019 = 43

County (minus the city) 2019 = 29

Total Hamilton County 2019 = 72

The provisional number of births for 2020 (births extracted from Ohio Resident live births database (by residence city/county) as of 01.20.21):

City of Cincinnati = 4,336

Hamilton County births outside of the City limits = 5,964

Hamilton County inclusive of the City = 10,300

The provisional infant mortality rate for 2020 based on our current numbers:

City of Cincinnati IMR = 9.9 per 1,000 live births

Hamilton County outside the City limits = 4.9 per 1,000 live births

Hamilton County IMR = 7.0 per 1,000 live births (inclusive of the city numbers)

The 2020 IMRs may change slightly when births are geocoded.

Provisional deaths for 2021:

City 2020 = 1

County (minus the city) 2020 = 1

Total Hamilton County 2020 = 2

The provisional number of births for 2021 (births extracted from Ohio Resident live births database (by residence city/county) as of 01.20.21):

City of Cincinnati = 133

Hamilton County births outside of the City limits = 171

Hamilton County inclusive of the City = 304

The provisional infant mortality rate for 2021 based on our current numbers:

City of Cincinnati IMR = 7.5 per 1,000 live births

Hamilton County outside the City limits = 5.8 per 1,000 live births

Hamilton County IMR = 6.6 per 1,000 live births (inclusive of the city numbers)

Epidemiology Data Briefs:

Data Briefs can be found using the below website.

<https://www.cincinnati-oh.gov/health/community-health-data/epidemiology-data-briefs/>

Communicable Disease:

Novel Coronavirus (COVID-19) Summary

Attached is a summary of the COVID-19 update as of 1.21.2021. Cincinnati Health Department continues to participate in weekly conference calls with the Ohio Department of Health and regular briefings of the Cincinnati Health Department's COVID-19 Incident Command Team. Our Command Center and Communicable Disease Unit staff are actively conducting positive case investigations and active monitoring of positive cases and close contacts of the positive cases. We have been working closely with the non-public schools and Cincinnati Public Schools to conduct contact tracing for in-person and remote learning. We have started vaccinating Tier 1A and 1B groups. We extend great appreciation to the entire CHD team for all their tremendous efforts.

Please see attached for the monthly Communicable Disease Report

City of Cincinnati Primary Care Health Center Visits:

Table 1. Number of Completed Patient Visits by Location for December 2020 and FYTD

CCPC Community Health Centers	11/30	12/7	12/14	12/21	12/28	Dec 2020 Total	Dec 2019 Total	2021 FYTD Total	2020 FYTD Total
VISITS	865	1056	962	624	598	4105	4529	24237	26543
AMBROSE CLEMENT	73	111	104	45	49	382	415	2211	2396
AMBROSE CLEMENT BH	9	13	19	1	2	44	64	420	172
BRAXTON CANN	103	119	105	59	70	456	487	2843	2900
BRAXTON CANN BH	0	1	1	0	0	2	0	30	0
ELM ST. BH	5	7	15	5	6	38	7	172	87
ELM ST.	193	223	203	135	147	901	1046	5358	5752
MILLVALE	126	153	80	63	44	466	669	3299	3562
MILLVALE BH	0	0	0	1	1	2	0	28	0
NORTHSIDE	110	151	163	104	114	642	730	3167	4728
NORTHSIDE BH	19	18	14	10	1	62	54	403	327
PRICE HILL	216	240	248	189	149	1042	1057	5877	6619
PRICE HILL BH	11	20	10	12	15	68	0	429	0
NEW PATIENTS	46	50	49	29	33	207	391	1509	2210
AMBROSE CLEMENT	8	14	17	2	3	44	123	365	686
AMBROSE CLEMENT BH	0	0	0	0	0	0	7	17	24
BRAXTON CANN	1	3	3	5	1	13	36	165	207
BRAXTON CANN BH	0	0	0	0	0	0	0	1	0
ELM ST. BH	0	0	0	0	0	0	0	3	1
ELM ST.	8	7	4	5	4	28	45	187	238
MILLVALE	10	9	4	3	3	29	41	224	195
MILLVALE BH	0	0	0	0	0	0	0	0	0
NORTHSIDE	5	6	11	4	7	33	53	210	315
NORTHSIDE BH	0	0	0	0	0	0	2	1	2
PRICE HILL	14	11	10	10	15	60	84	331	542
PRICE HILL BH	0	0	0	0	0	0	0	5	0

Figure 1. Number of Completed Patient Visits to All CCPC Community Health Center Sites

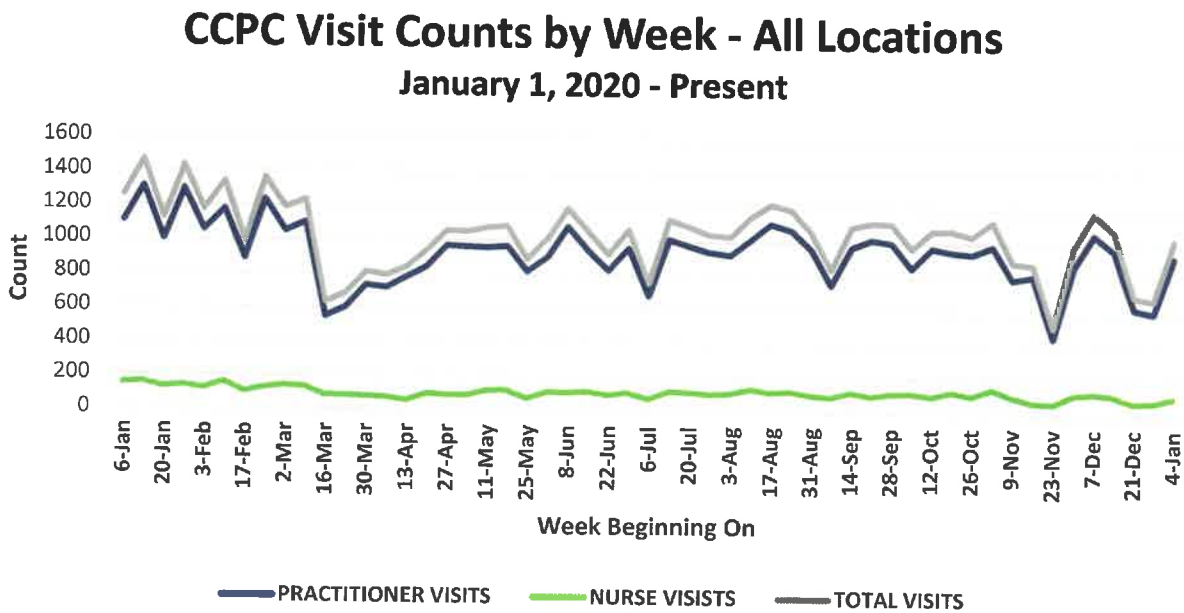
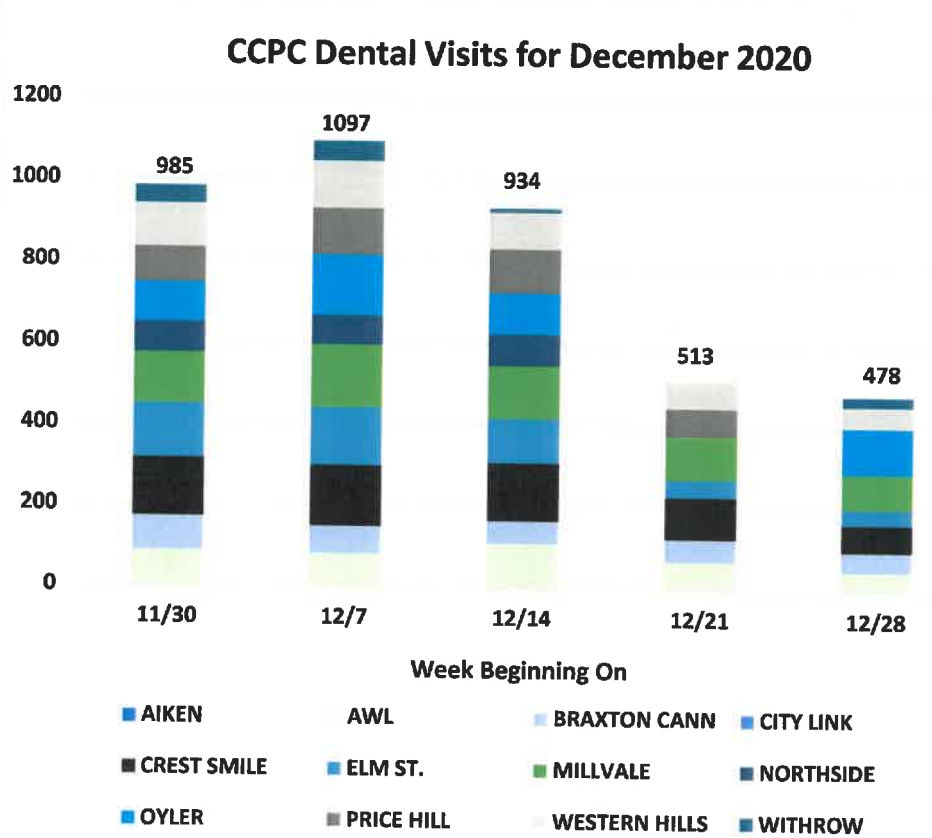


Table 2. Number of Completed Pharmacy Prescription Fills for December 2020 and FYTD

CCPC PHARMACY LOCATION	11/30	12/7	12/14	12/21	12/28	Dec 2020 Total	2021 FYTD Total	2020 FYTD Total
NUMBER OF FILLS	3624	3817	2953	2262	2449	15105	84739	89633
AMBROSE CLEMENT	520	517	352	189	269	1847	8496	4
BRAXTON CANN	434	650	510	357	313	2264	13087	13871
ELM ST.	947	1018	707	534	692	3898	22729	24346
MILLVALE	701	507	431	361	360	2360	13571	13995
NORTHSIDE	88	379	308	248	278	1301	7716	17146
PRICE HILL	934	746	645	573	537	3435	19140	20271

Figure 2. Number of Completed CCPC Dental Visits for December 2020 by Location



Reproductive Health and Wellness Program (RHWP) Data Report: FY 2019 - 2020

December 2020

Due to an error in the EPIC system, the RHWP data is not available for December, 2020. The data will be updated for the next month's report.

Accreditation

PHAB Action Plan Update:

CHD has submitted the necessary information for the PHAB Action Plan on October 20, 2020

Cincy CHIP Update:

The Cincy CHIP Plan is completed, and implementation began January 1, 2020. The CHIP Plan is posted on the Cincinnati Health Department website and disseminated to our community partners. The CHIP Action Team Chairs have met to discuss how plans can progress. Various Action Teams have postponed activities until mid 2021. The CHIP Steering Committee meets quarterly to discuss Action Team progress.

Quality Improvement/ Quality Assurance

Clinical QI committee has resumed meeting. Public Health QI is working with CCHMC to discuss and monitor the testing and tracing process for COVID-19.

Immunization Action Plan (IAP)

Get Vaccinated Grant (7/1/2020-1/1/2021)

Total number of reminders issued to parents of children under age 11 years.=**3,876**

Total number of reminders issued to parents of adolescents 11 through 18 years.=**734**

Total number of recalls issued to parents of children under age 11 years.=**3,066**

Total number of recalls issued to parents of adolescents 11 through 18 years.=**1026**

Number of initial IQIP (immunization audits)=**12**

Number of 2-month IQIP follow ups with practices=**6**

Number of 6 month IQIP follow ups with practices=**6**

Number of 12 month IQIP follow ups with practices=**14**

Number of Maximizing Office Based Immunization (MOBI) trainings provided=**28**

Number of Teenage Immunization Education Session(TIES) trainings provided=**25**

Number of new perinatal hepatitis b cases opened in ODRS.=**2**

Number of closed perinatal hepatitis b cases documented in ODRS.=**5**

Environmental Health:

Food Inspection Program (Events)

Food Safety welcomed back Phil Murdock, Senior Sanitarian (11/1/2020)

Food Safety celebrated retirement of Mary Beth Kramer, Sanitarian (11/30/2020)

Technical Environmental Services (TES)

November

- Technical Environmental sent out around 500 renewal applications to property owners in our jurisdiction with household sewage treatment systems for the 2021 licensing year. Many thanks to Torri Webb and Michelle Williams for their assistance!
- Technical Environmental continues to respond to an increasing number of COVID-related complaints and variance requests to allow additional spectators at several sports venues.

December

- In December, congratulations were extended to Beth Bryant for her promotion to Senior Sanitarian in Technical.
- Jack Tobler gave a presentation on household sewage treatment systems at a training meeting for contractors.

Environmental Waste Unit

Monthly Activity (November):

Licensed 1 new Body Art Establishment

Continue to respond to Covid-19 complaints

Monthly Activity December):

Licensed 2 new Body Art Establishments

Participated in a virtual annual survey by the OEPA

Continued to respond to Covid-19 complaints

Healthy Homes Program

- In November Healthy Homes welcomed a new employee Damali Gaskin to the work unit. Staff are busy training her in all of our various unit programs.
- Community COVID complaints/education continues to be a part of our focus as we continue to navigate through the pandemic.
- In December completed all school environmental and FSO inspection, working with the schools while kids were remote/blended and in-person learning.
- Staff is currently still investigating COVID 19 complaints.

DATE: January 21, 2021
TO: City of Cincinnati Primary Care Governing Board
FROM: Maryse Amin, PhD, MS, Assistant Health Commissioner, CHES
SUBJECT: January COVID-19 Update

COVID-19 Presentation Update

The COVID-19 update presentation is provided in the Board of Health packet.

January Highlights:

- As of January 20, 2021, the City of Cincinnati has 20,903 COVID-19 confirmed and probable cases.
- Based on the 7-day moving average, the rate is 54 cases per 100,000 for the City of Cincinnati and 60 cases per 100,000 for Hamilton County.
- Shifting to a 21-day trend, the average number of cases per day for a 21-day average is 176 as of January 20, 2021.
- The percent positive for COVID-19 cases in the City of Cincinnati is 12.4% and 16.3% for Hamilton County outside of the city.
- The number of occupied beds for regional hospital capacity for med-surge beds is putting minor to moderate strain on staffing (2,294 7-day moving average) and ICU bed are putting moderate to extreme strain on staffing (502 7-day moving average).
- **Contact Tracing:**
 - CHD is actively monitoring 857 COVID-19 positive and close contacts.
- **COVID-19 Vaccination:**
 - The Cincinnati Health Department (CHD) has received the first doses of Moderna vaccine on December 22, 2020.
 - To date, CHD is working through the 8 priorities of Tier 1A Healthcare workers and Tier 1B groups 75+ year olds.
 - CHD started administering second doses on January, 19, 2021.
 - To date, CHD has vaccinated 3,165 Tier 1A and Tier 1B eligible recipients. For second doses, 142 doses have been administered.

The background features a dark blue curved band with a white border, set against a backdrop of green and blue gradients. The text is centered within the dark blue band.

city of
CINCINNATI
HEALTH DEPARTMENT

COVID-19 Update
Board of Health Meeting

Maryse Amin, PhD, MS
January 26, 2021

Cincinnati COVID-19 Positive Cases

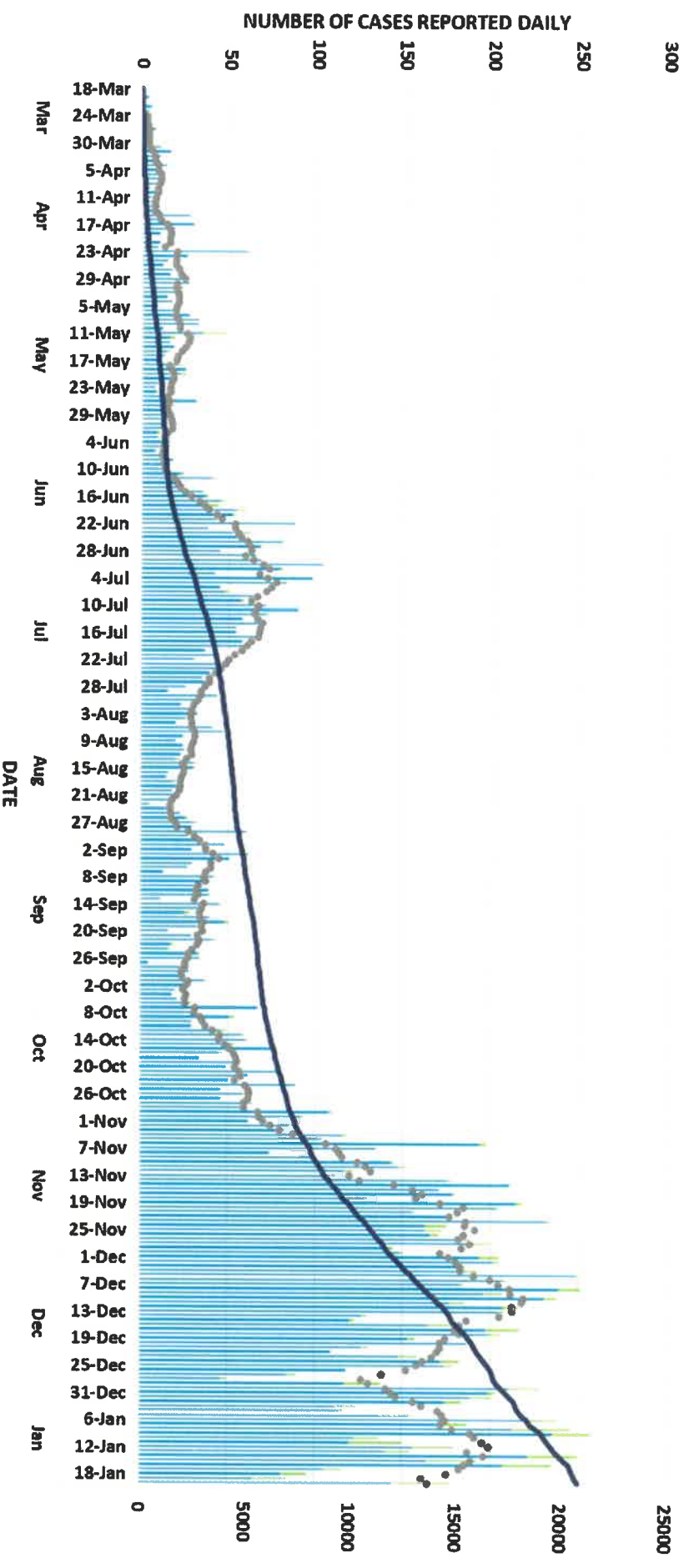
city of
CINCINNATI
HEALTH DEPARTMENT

COVID-19 positive cases, City of Cincinnati

20903

TOTAL
CASES

EPIDEMIOLOGICAL CURVE

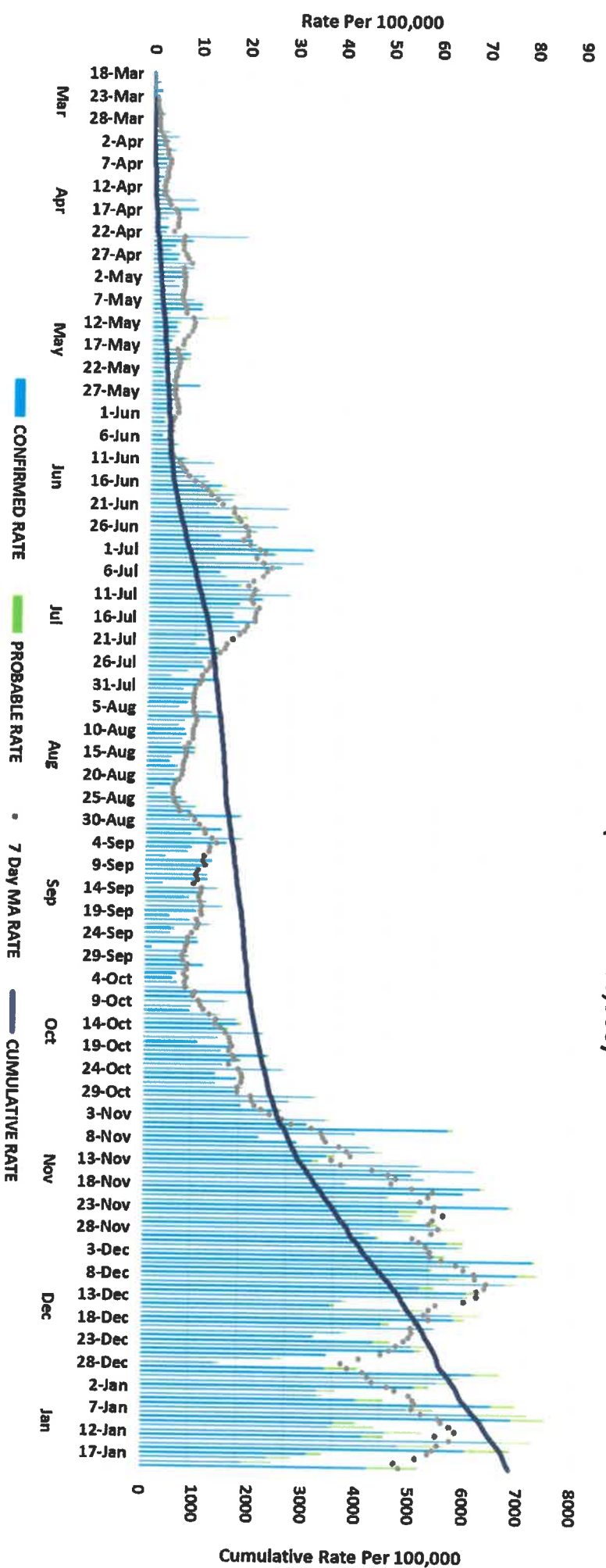


Data as of 1.20.21. Source: Ohio Disease Reporting System (ODRS); S. Courtney



COVID-19 positive cases per 100,000, City of Cincinnati

EPIDEMIOLOGICAL CURVE (RATE PER 100,000)

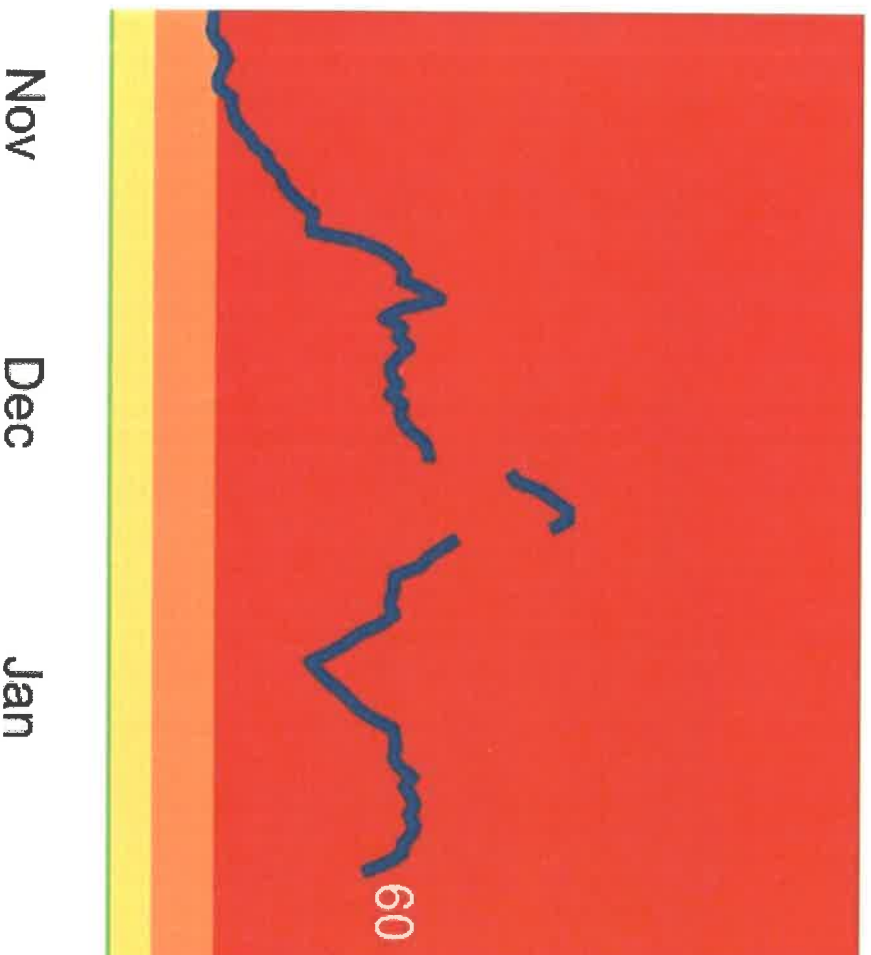


Data as of 1.20.21. Source: Ohio Disease Reporting System (ODRS); S. Courtney



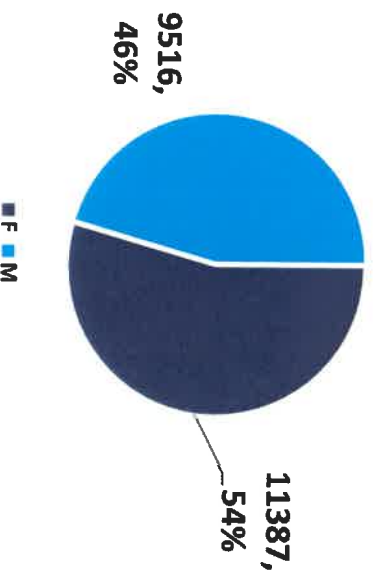
COVID-19 positive cases per 100,000, Hamilton County

Hamilton County, Ohio
Population: 817,473

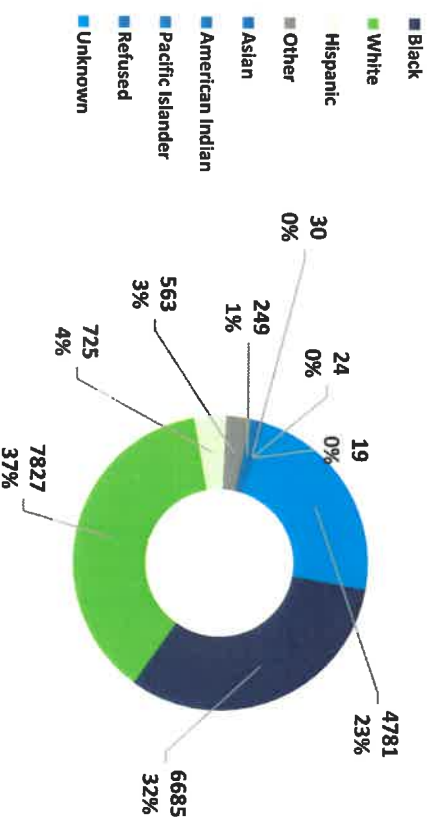


COVID-19 total positive cases, City of Cincinnati

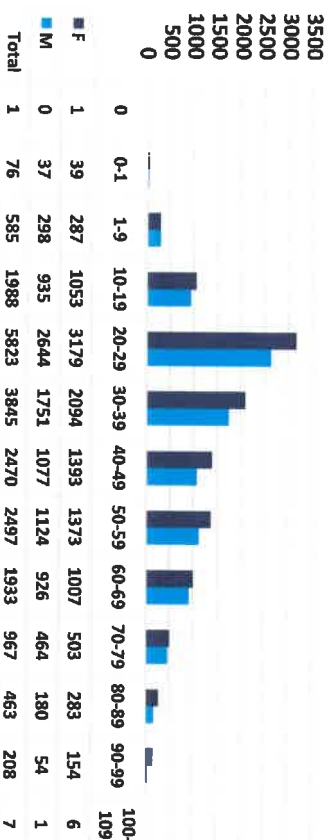
TOTAL NUMBER OF CASES BY SEX



TOTAL NUMBER OF CASES BY RACE



TOTAL NUMBER OF CASES BY AGE & SEX



COVID-19 21-Day Trend

21 DAY AVERAGE

176

CASES
PER DAY



City of Cincinnati Schools

CITY OF CINCINNATI SCHOOLS	
Cincinnati Public Schools	Non-Public / Charter / Parochial Schools
Positive Students	Positive Students
310	516
Positive Staff	Positive Staff
431	245
*Updated 1/13/2021	

**COVID-19 Model of
Transmission and Percent
Positive**

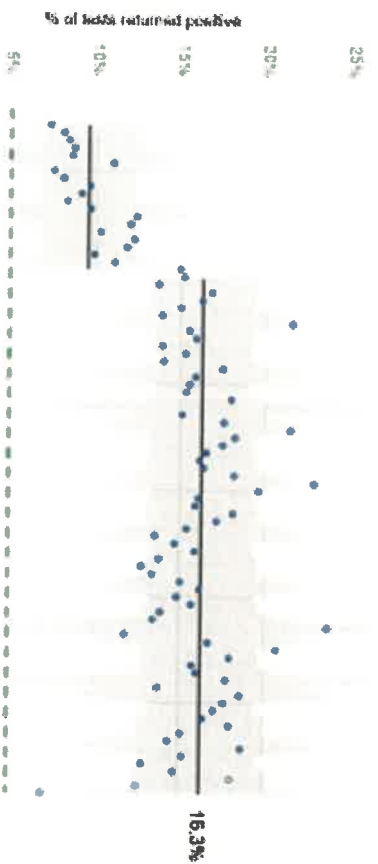
city of
CINCINNATI
HEALTH DEPARTMENT

Percentage of positive results

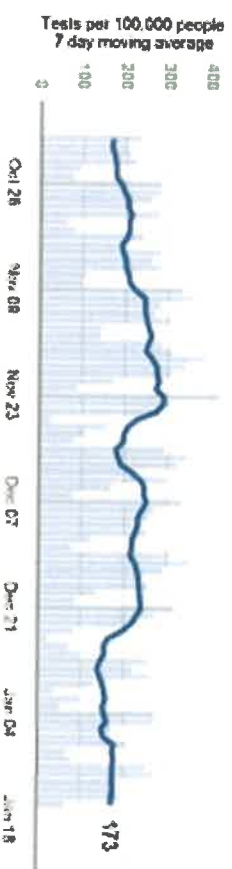
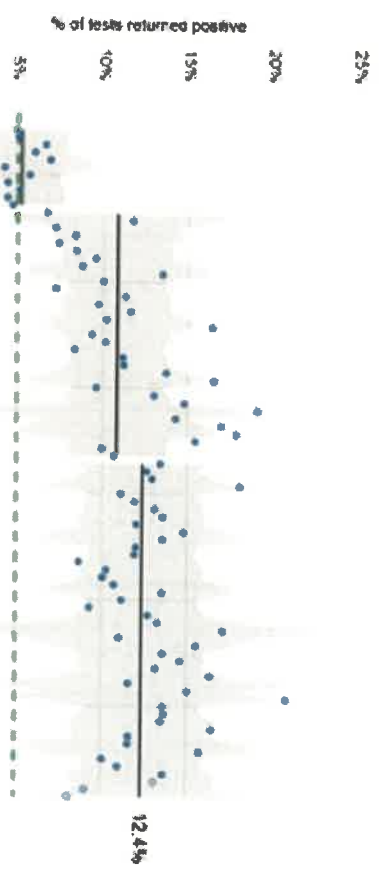
Positivity rate and tests per 100,000 people for Hamilton County outside of Cincinnati and City of Cincinnati

Common variation • % of test returned positive - - 5% positivity goal — Centerline

Hamilton County outside of Cincinnati



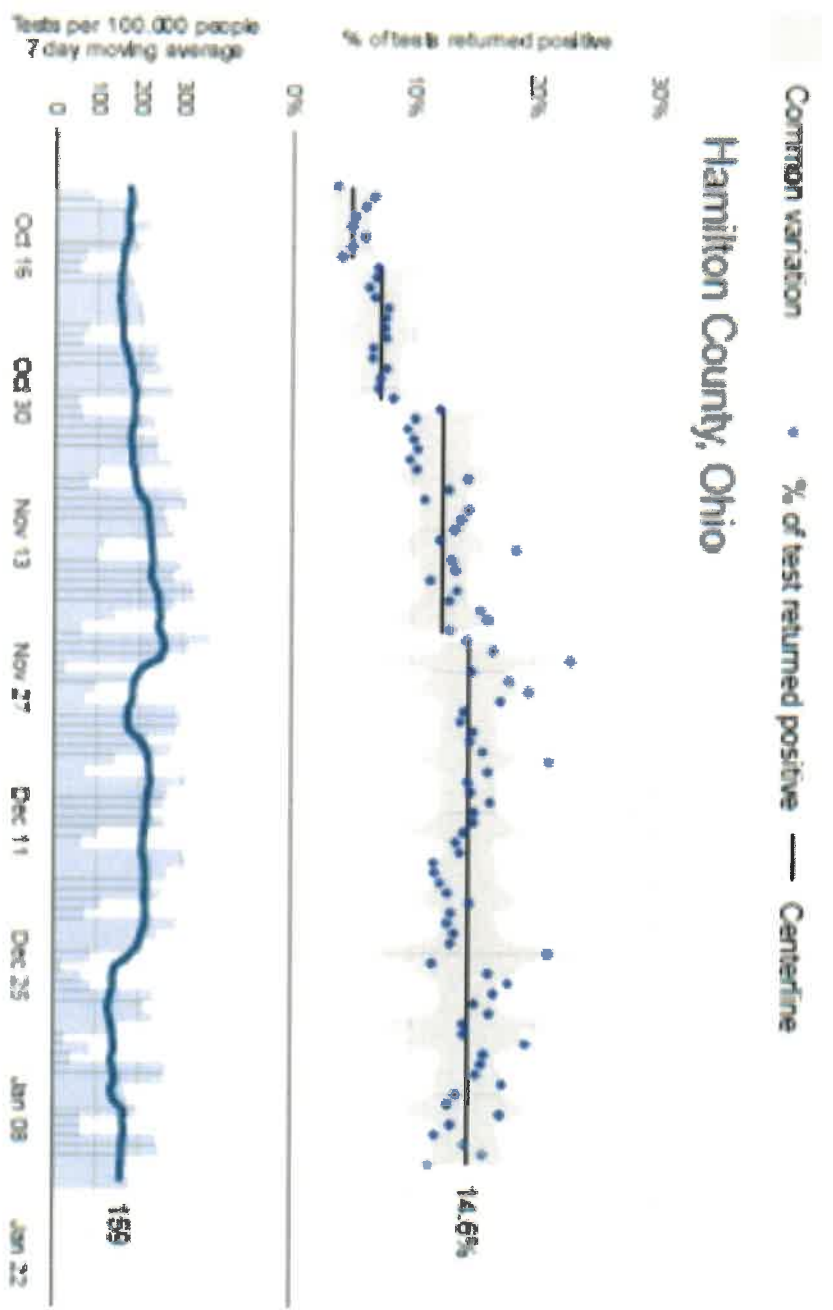
City of Cincinnati



Open circles indicate people highly subject to change.
Source: The Health Collaborative data as of 01/18/2021

Open circles indicate points highly subject to change. Location is based on address provided to the lab.
Source: The Health Collaborative data as of 1.18.21.

Percentage of positive results – Hamilton County



Data as of 1.18.21. The Health Collaborative, Cincinnati Children's Hospital Medical Center. Source: Ohio Disease Reporting System (ODRS); Hamilton County Public Health website – case count

COVID-19 Vaccination

city of
CINCINNATI
HEALTH DEPARTMENT

Tier 1A

Ohio's Vaccination Program

A Phased Approach

During Phase 1 vaccine supply will be limited.

Vaccine administration will be focused on reaching critical groups.

PHASE 1A



- Health care workers and personnel, who are routinely involved with the care of COVID-19 patients
- Residents and staff at nursing homes
- Residents and staff at assisted living facilities
- Patients and staff at state psychiatric hospitals
- People with developmental disabilities and those with mental health disorders, including substance use disorders, who live in group homes, residential facilities, or centers and staff at those locations
- Residents and staff at our Ohio veterans homes
- EMS responders

All available vaccines will be administered to those who choose to receive it.



MIKE DEWINE
GOVERNOR OF OHIO



Department
of Health

coronavirus.ohio.gov

Tier 1B

Ohio's Vaccination Program – A Phased Approach

During Phase 1 vaccine supply will be limited.

Vaccine administration will be focused on reaching critical groups.



PHASE 1B

GOAL: Save Lives

- Ohioans age 65 and older
- Those living with severe congenital, developmental, or early-onset medical disorders

GOAL: In-Person School by March 1st

- Employees of K-12 schools

All available vaccines will be administered to those who choose to receive it.



MIKE DEWINE
GOVERNOR OF OHIO



Department of Health

coronavirus.ohio.gov

Ohio's Vaccination Program

Phase 1B

Ohioans with **severe congenital, developmental, or early-onset medical disorders**

During the initial rollout of vaccinations for the individuals with congenital, early-onset, and inherited conditions, individuals must have a developmental or intellectual disability and one of the following conditions:

- Cerebral palsy
- Spina bifida
- Severe congenital heart disease requiring hospitalization within the past year
- Severe type 1 diabetes requiring hospitalization within the past year
- Inherited metabolic disorders, including phenylketonuria
- Severe neurological disorders, including epilepsy, hydrocephaly, and microcephaly
- Severe genetic disorders, including Down syndrome, fragile X syndrome, Prader-Willi syndrome, Turner syndrome and muscular dystrophy
- Severe lung disease, including asthma requiring hospitalization within the past year and cystic fibrosis
- Sickle cell anemia
- Alpha and beta thalassemia
- Solid organ transplants



MIKE DEWINE
GOVERNOR OF OHIO



Department of Health

coronavirus.ohio.gov



Questions?

Acknowledgments

- Cincinnati Health Department Staff
- Cincinnati Children's Hospital Medical Center
 - Dr. Peter Margolis
 - Dr. David Hartley
 - Dr. Robert Kahn
 - Dr. Andrew Beck
- The Health Collaborative
 - Alex Vaillancourt

DATE: January 21, 2021
TO: City of Cincinnati Board of Health
FROM: Robert Hall, CFO
SUBJECT: Revenue Presentation November 2020

FINANCIAL STATEMENTS

The financial packet for November 2020 is presented this evening.

Revenue exceeds expenses for the month of November by \$3.48m.

November Highlights:

- Received and recognized grant dollars:
 - Received \$4,648,157 in COVID-19 related reimbursements.
 - \$2,818,022 of this COVID-19 reimbursement were received as a prior year revenue for expenditures that incurred in prior fiscal year.
 - \$1,830,135 of COVID-19 were applied as an offset to both salaries and fringes cost for current fiscal year.
 - There was a combination of Federal and State grant drawn down in the amount of \$1,323,528.
 - This fiscal year we drew down considerably more federal and state grant fund compared to last fiscal year of the same time period in the amount of \$943,497.
 - There was a reversal of pool license fees in the amount of \$4,336 which resulted a negative revenue or expense.
 - It was the prior period reimbursement that help boost the gain to 3.48 million otherwise it would be small gain of \$666,972.
- This fiscal year we spent over half-million (\$504,667) in overtime which is combination of regular overtime of \$40,992 and disaster overtime of \$463,675. Last year, of same period we spent \$74,864 in overtime. We have spent 6.7 times more this year in overtime compared last year but as far as regular overtime is 45% less than last year.

OTHER

- Due to COVID, expenditures are trending down compare to last fiscal year of same time period by 8%
- The CHD will be facing several audits in the upcoming months of which one is by the State in auditing any Federal grants that have been completed in the previous fiscal year.
- CHD will also be preparing in the future months the fiscal budget for the fiscal year 2022.

Month to Date - November

	Actual	FY20 Actual	Variance
Revenue			
8236-Pools\Spa	(\$444.00)	\$2,906.70	-115.28%
8237-Household Sewage Sys	\$1,834.00	\$2,930.00	-37.41%
8239-Tatto/ Body, Environ.Waste Lic. Fee	\$2,075.00	\$22,650.00	-90.84%
8241-Food Service-Mobile-Temporary\local	\$38,123.50	\$67,043.99	-43.14%
8242-Vending Mach	\$11.38	\$44.68	-74.53%
8244-Food Establish.	\$1,721.00	\$5,010.83	-65.65%
8249-Food Per,Noc.	\$12,905.00	\$26,101.50	-50.56%
8432-Vending Mach	\$0.00	\$74.33	-100.00%
8536-Grants\State	\$458,510.72	\$79,778.78	474.73%
8541-Grant Community Development	\$0.00	\$300,000.00	-100.00%
8556-Grants\Federal	\$4,508,424.62	\$3,943,659.14	14.32%
8563-Bd Of Ed Svc (School Nurses Sal.)	\$63,581.87	\$263,247.53	-75.85%
8564-Ham Co Servc.	\$71,613.12	\$95,984.99	-25.39%
8571-Specific Purpose\Private Org.	\$155,562.87	\$301,558.51	-48.41%
8617-Non-Department Fringe Benefit Reim.	\$0.00	\$414.86	-100.00%
8731-Birth Certif.	\$213,390.96	\$258,396.40	-17.42%
8732-Birth Certif.	(\$6,497.17)	(\$3,588.30)	81.07%
8733-Self-Pay Patient	\$449,841.71	\$379,778.82	18.45%
8734-Medicare	\$1,589,449.06	\$1,252,773.31	26.87%
8736-Medicaid	\$2,051,145.76	\$2,503,250.63	-18.06%
8737-Private Pay Insurance	\$445,349.31	\$365,363.49	21.89%
8738-Medicaid Managed Care	\$2,134,606.78	\$2,184,366.21	-2.28%
8739-Misc. (Medical rec.\smoke free inv.)	\$155,342.35	\$127,468.36	21.87%
8784-Pr Lott Litter	\$34.20	\$0.00	0.00%
8914-Bond/Note	\$114,000.00	\$111,000.00	2.70%
8917-Def Sewer Co	\$310.48	\$0.00	0.00%
8932-Prior Yr. Rei	\$2,906,230.89	\$118,544.20	2351.60%
% that attributable from 416	\$7,260,306.67	\$6,961,683.33	4.29%
Total Revenue	\$22,627,430.08	\$19,370,442.29	16.81%
Expenses			
71-Personnel	\$10,846,414.20	11,369,807.23	-4.60%
72_Contractual	\$2,511,567.06	3,037,018.73	-17.30%
73-Material	\$1,039,083.61	1,360,342.62	-23.62%
74-Fixed Cost	\$630,493.96	669,346.64	-5.80%
75-Fringes	\$4,416,046.77	4,794,250.32	-7.89%
Total Expenses	19,443,605.60	21,230,765.54	-8.42%
Net Gain (Losses)	\$3,183,824.48	(\$1,860,323.25)	-271.14%
8936-Transfer	\$513,000.00	\$111,000.00	
Total Available	\$3,696,824.48	(\$1,749,323.25)	-311.33%

December 15, 2020

CINCINNATI HEALTH DEPARTMENT CONTRACT AND GRANT INFORMATION SHEET

This information must be supplied to the Contract Liaison no less than one week prior to the Board of Health meeting.

Vendor **UMADAOP**

Contract # **15x10446**

Person and Division responsible for administering contract/grant/lease:

Initiator Person & Phone # **Ashanti Salter 513-357-7281**

Division Head & Phone # **Commissioner Melba R. Moore, DBA, MS, CPHA 513-357-7285**

Division **Health Commissioner**

Type of Contract/Agreement Accounts Payable Accounts Receivable
 Service Contract (no \$) Lease

Funding Source General Grant Fund Other Funding

Action Required: Board Approval Board Information

CONTRACT DOLLAR AMOUNT

Original Amount **\$190,167.00**

TERM

Original Term Start Date **January 4, 2021** End Date **September 29, 2021**

EXECUTIVE SUMMARY

CHD has been awarded the Ohio Opiate Response Continuum grant in the amount of \$491,501.00 from the Ohio Department of Mental Health Services. Funding from this grant will allow CHD to expand a media campaign and to provide increased medication assisted treatment, addictions counseling, recovery supports, and recovery housing costs.

CHD is partnering with UMADAOP who will use the funds to support the individuals referred for ongoing treatment services. UMADAOP of Cincinnati proposes, The Kinship Wrap Around Recovery program. The goal of this program is to build a community system of care that involves prevention, early intervention, treatment and recovery support. UMADAOP will provide wrap-around continuum of care services to 25 identified MAT (Medical Assistant Treatment) clients and families and 50 to be referred to SPC for an evidence-based curriculum for a total of 75 patients. UMADAOP will use also the OHIO MHAS funding to expand program staffing of social workers, AOD (Alcohol and Other Drug) counselors. MAT (Medical Assistant Treatment) personnel, facilitator's training, recruitment, case management services, community outreach and engagement activities.

Contract Language:

Alternatives to Termination - In the event Contractor fails to fulfill the terms and conditions of this Agreement in a timely and diligent manner, the Board of Health reserves the right, at its sole option, as an alternative to termination of the Agreement, to reduce the services required herein of Contractor and to reduce the projected budget in a manner which reflects such a reduction, by giving notice of such in writing, stating the date such reduction will become effective.

Preparation Date November 28, 2020

CINCINNATI HEALTH DEPARTMENT CONTRACT AND GRANT INFORMATION SHEET

This information must be supplied to the Contract Liaison no less than one week prior to the Board of Health meeting.

Vendor Ohio Department of Mental Health and Addiction Services (MHAS) SOR 2.0

Contract # 15x10449

Person and Division responsible for administering contract/grant/lease:

Initiator Person & Phone # Shane Satterfield 513-357-7654

Division Head & Phone # Commissioner Melba R. Moore, DBA, MS, CPHA 513-357-7285

Division Health Commissioner

Type of Contract/Agreement Accounts Payable X Accounts Receivable

 Service Contract (no \$) Lease

Funding Source General Fund X Grant Fund Other Funding

Action Required: Board Approval X Board Information

CONTRACT DOLLAR AMOUNT

Original Amount \$491,501.00

TERM

Original Term Start Date December 2, 2020 End Date September 30, 2021

EXECUTIVE SUMMARY

CHD has been awarded additional funding for the Ohio Opiate Response Continuum SOR 2.0 grant in the amount of \$491,501.00 from the Ohio Department of Mental Health Services. Funding from this grant will allow CHD to expand a media campaign and to provide increased medication assisted treatment, addictions counseling, recovery supports, and recovery housing costs.

CHD is partnering with UMADAOP and Talbert House to deploy targeted awareness messaging for treatment including access to all forms of Medication Assisted Treatment (MAT) for African American and Hispanic/Latino American and other minority communities; 2) expand access to all forms of MAT and a clinical workforce with the expertise to provide all forms of MAT and psychosocial treatment for African Americans and Hispanic/Latino Americans and other minority communities with an opioid use disorder, and 3) expand the use of recovery supports including access to recovery housing that accepts individuals participating in all forms of MAT.

December 15, 2020

CINCINNATI HEALTH DEPARTMENT CONTRACT AND GRANT INFORMATION SHEET

This information must be supplied to the Contract Liaison no less than one week prior to the Board of Health meeting.

Vendor **Talbert House**

Contract # **15x10447**

Person and Division responsible for administering contract/grant/lease:

Initiator Person & Phone # **Ashanti Salter 513-357-7281**

Division Head & Phone # **Commissioner Melba R. Moore, DBA, MS, CPHA 513-357-7285**

Division **Health Commissioner**

Type of Contract/Agreement Accounts Payable Accounts Receivable
 Service Contract (no \$) Lease

Funding Source General Grant Fund Other Funding

Action Required: Board Approval Board Information

CONTRACT DOLLAR AMOUNT

Original Amount **\$199,031.00**

TERM

Original Term Start Date **January 4, 2021** End Date **September 29, 2021**

EXECUTIVE SUMMARY

CHD has been awarded the Ohio Opiate Response Continuum grant in the amount of \$491,501 from the Ohio Department of Mental Health Services. Funding from this grant will allow CHD to expand a media campaign and to provide increased medication assisted treatment, addictions counseling, recovery supports, and recovery housing costs.

CHD is partnering with Talbert House who will place a case manager at the Health Centers and in underserved communities. Using SOR funds, Talbert House will target Hamilton County residents seeking services at any of the Cincinnati Health Department medical clinics and those residing in four of Hamilton County's underserved neighborhoods (Lincoln Heights, Woodlawn, Lockland and Walnut Hills). Talbert House will utilize their current model of outreach and focus on African Americans and those high-risk communities while partnering with the City of Cincinnati Health Department. Talbert House will provide outreach and engagement services utilizing a case manager to intensify efforts to engage African Americans in treatment, prevention, and other substance abuse educational services. Today, Talbert House is the largest substance abuse treatment agency in Hamilton County serving over 36,000 clients annually. Talbert House also owns and manages an array of properties and programs including emergency shelters, transitional housing, recovery housing and permanent supporting housing. Annually more than 2,000 individuals and families are served through these programs. Recovery housing programs allows and welcomes MAT for residents. Talbert House projects to serve fifteen

individuals and/or families in recovery housing and an additional ten in treatment for a total of 25 served.

Contract Language:

Alternatives to Termination - In the event Contractor fails to fulfill the terms and conditions of this Agreement in a timely and diligent manner, the Board of Health reserves the right, at its sole option, as an alternative to termination of the Agreement, to reduce the services required herein of Contractor and to reduce the projected budget in a manner which reflects such a reduction, by giving notice of such in writing, stating the date such reduction will become effective.

Preparation Date 11/20/2020

CINCINNATI HEALTH DEPARTMENT CONTRACT AND GRANT INFORMATION SHEET

This information must be supplied to the Contract Liaison no less than one week prior to the Board of Health meeting.

Vendor **The Voice of Your Customer**

Contract # **15x10444**

Person and Division responsible for administering contract/grant/lease:

Initiator Person & Phone # **Courthney Calvin, (513) 357-7266**

Division Head & Phone # **Tonia Smith, (513) 357-7457**

Division **Healthy Communities Program**

Type of Contract/Agreement Accounts Payable Accounts Receivable
 Service Contract (no \$) Lease

Funding Source General Fund Grant Fund Other Funding

Action Required: Board Approval Board Information

CONTRACT DOLLAR AMOUNT

Original Amount **\$12,000**

TERM

Original Term Start Date **January 1, 2021** End Date **June 30, 2021**

EXECUTIVE SUMMARY

The purpose of this contract is to fulfill the requirements of the 2020-2021 Tobacco Use Prevention and Cessation grant. The grant requires that paid media advertising activities be run continuously throughout the grant year. To fulfil this requirement, the Voice of Your Customer will provide specialized services in order to run two (2) paid media advertising activities to promote messaging that encourage and help people quit smoking, avoid second hand smoke from tobacco products, and prevent youth from initiating tobacco use.

05X10360 – SCOPE OF SERVICES

Scope of Work

Amount: \$66,000 total for the year; payable every two months by invoice with documentation of work performed

Scope of Work

Consultant Tasks

- Serve as the CHD PHAB Accreditation Coordinator until December 31, 2021 or as mutually agreed upon.
- Provide final documents and technical assistance to CHD that meets all the elements defined in PHAB
- Serve as the Chair for the CHD Policy Committee/Ethics Review Committee

Performance Management

- Assist CHD to continue development of metrics and dashboard of organizational standards across all levels of the department
- Facilitate implementation of the Quality Improvement (QI) plan and QI projects
- Coordinate with Senior Leadership Team to prepare strategic plan reports
- Facilitate the Community Health Improvement Plan (CHIP) process – track and report progress on implementation
- Assist with Community Health Assessment (CHA) activities as needed

All Domains

- Assist with program planning, policy development and related activities as needed to meet PHAB requirements
- Assist with training and increased departmental communication to staff about PHAB requirements, CHD branding and other related topics as needed

CCPC Strategic Plan Management

- Coordinate with program and division managers to obtain quarterly reports data
- Prepare quarterly report for board review

CHD Tasks

- Identify and determine lead contacts for 12 Domains
- Provide relevant documents and feedback
- Meet with Contractor and conference calls/web meetings as needed.
- Review, edit and return draft documents
- Respond to emails and phone calls.



City of Cincinnati Board of Health Finance Committee

Tuesday, December 1, 2020

Dr. Bhati, Chair of the Board Finance Committee, called the December 1, 2020 Finance Committee meeting to order at 5:00 PM.

Roll Call

Members present: Amar Bhati, chair, Robert Brown, Joseph Hackworth, Robert Hall, Edward Herzig, Domonic Hopson, Melba Moore.

Topic	Discussion	Action/Motion
<p>Approval of Minutes</p>	<p>The Chair asked the Committee members if everyone had the opportunity to review the minutes from the last meeting.</p> <p><u>Motion:</u> That the Board of Health (BOH) Finance Committee approve the minutes of the October 20, 2020 Board of Health Finance Committee Meeting.</p>	<p><u>Motion: Bhati</u> <u>Second: Herzig</u> <u>Action: Passed</u></p>
<p>Review of Contracts for December 8, 2020 BOH Meeting</p>	<p>The Chair began the review of the contracts that will go to the Board of Health (BOH) for approval.</p> <p>Ohio Department of Mental Health and Addiction Services (MHAS) – This service contract is for additional funding for the Ohio Opiate Response Continuum SOR 2.0 grant from the Ohio Department of Mental Health Services. Funding from this grant will allow CHD to expand a media campaign and to provide increased medication assisted treatment, addictions counseling, recovery supports, and recovery housing costs.</p> <p>CHD is partnering with UMADAOP and Talbert House to deploy targeted awareness messaging for treatment including access to all forms of Medication Assisted Treatment (MAT) for African American and Hispanic/Latino American and other minority communities; 2) expand access to all forms of MAT and a clinical workforce with the expertise to provide all forms of MAT and psychosocial treatment for African Americans and Hispanic/Latino Americans and other minority communities with an opioid use disorder, and 3) expand the use of recovery supports including access to recovery housing that accepts individuals participating in all forms of MAT. The contract amount is for \$491,501.00 with a term of December 2, 2020 to September 30, 2021.</p>	

Mr. Shane Satterfield walked through the contract and answered questions from the Committee. Dr. Hackworth asked if CHD had enough staff to fully execute the grant? Mr. Satterfield stated that we do. He said there will be a quarterly pre-audit to ensure solid grant management. Dr. Herzig asked how patients were identified. Mr. Satterfield stated there will be a mechanism in EPIC to identify potential patients, but Mr. Satterfield and the behavioral health team would make a final determination.

Motion: That the Board of Health Finance Committee recommend approval.

Cincinnati Public Schools (CPS) – This accounts receivable contract is for the Cincinnati Health Department to provide 65 FTE PHN IIs for school health services at Cincinnati Public Schools for the 2020-21 school year. The PHN2 will be responsible for daily school health tasks as detailed in Attachment A. CPS will pay salary and benefits for positions as well as the salary and benefits for 4 team leaders, and 1 Nursing Supervisor for clinical oversight of the CPS employed, school-health assistants. The amount of the contract is for \$6,180,741.47 with a term of August 1, 2020 to July 31, 2021.

Ms. Lauren Thamann-Raines walked the Committee through the contract and answered questions. She stated this is an expansion of our current school nursing program. This expansion would, for the first time, provide staffing for all 65 schools to have an RN on site. Mr. Brown asked if this is based on schools being open? Ms. Thamann-Raines stated that nurses are still working with CPS during remote learning and working on their public health issues. The nurses are CPS employees. While we are working to hire the new nurses, we are using temporary and repurposed staff to fill the gap.

Motion: That the Board of Health Finance Committee recommend approval.

Ohio Department of Health COVID-19 Care Resource Coordination Support Grant – This accounts receivable grant is to provide support for vulnerable populations who face social and economic instability related to COVID-19 testing and diagnosis, including isolation and quarantine. This one-time funding commitment allow us to expand our COVID-19 testing efforts at locations that have been reported as frequent gathering spots, distribute protective supplies/preparedness kits, and subsidies for financial relief to our vulnerable communities. The amount of the grant is for \$275,583.00 with a term of August 1, 2020 to December 30, 2020.

Motion: Bhati
Second:
Hackworth
Action: Passed

Motion: Bhati
Second: Brown
Action: Passed

Commissioner Melba Moore and Mr. Eric Washington walked the Committee through the contact and answered questions. Mr. Washington stated that this is the first time CHD will be providing food and other assistance under this grant depending on family size. The funding is provided by ODH through the CARES Act. Mr. Brown asked if this could be expanded in the future. Mr. Washington stated that while we don't know yet, it would be wonderful to have the program expanded.

Motion: That the Board of Health Finance Committee recommend approval.

Hamilton County Mental Health Recovery Services Board – This lease is to avail additional parking spaces for visitors, and employees of the Cincinnati Health Department (3101 Burnet Avenue site). This contract began with CHD leasing 20 spaces in 2016 and 2017. In 2018, CHD relocated some programs and began only leasing 10 spaces at the closest available parking lot which is across the street at the Substance Abuse Management and Development (ADAS) building at 3009 Burnet Ave. For 2021, CHD is requesting 10 extra spaces for temp personnel who are working as contact tracers during COVID. The amount of this fourth amendment is for \$13,200 bringing the entire contract value to \$59,400.00. The term of the amendment is from January 1, 2021 to December 31, 2021.

Mr. Domonic Hopson walked the Committee through the contract.

Motion: That the Board of Health Finance Committee recommend approval.

Hamilton County Public Health (HCPH) Harm Reduction Agreement – This accounts payable contract is to enter into agreement with HCPH to provide harm reduction services related to the Opioid epidemic. HCPH currently operates the syringe services program at five locations for three hours per site every week within the City of Cincinnati's health jurisdiction. The funding also helps offset costs for supplies including syringes, cookers, cotton, rinse water, tourniquets, fentanyl test strips, and toiletries. The amount of the contract is for \$160,000.00 with a term of January 1, 2021 to December 31, 2022.

Commissioner Moore walked the Committee through the contract and answered questions. The Chair asked about Hamilton County's change in distribution of NARCAN. Commissioner Moore stated that we ordered NARCAN through our pharmacy to ensure we can continue to provide full services and that data should drive the decision making.

Motion: Bhati
Second: Herzig
Action: Passed

Motion: Bhati
Second:
Hackworth
Action: Passed

Motion: Bhati

	<p>exceedingly helpful as we have been struggling with payroll and our 395 fund. If more funds become available, we will request additional reimbursement.</p> <p>Discussion followed on the Ambrose Health Center. Gross revenue is down a great deal but as time goes on our revenue/collection efforts will continue to go up.</p>	
Review Action Items	<p>Update on numbers of refugees (past and present) receiving services under the ODJFS Refugee Program. Mr. Hopson provided information to the Committee via email later in the week. Total refugees treated over the past several years are:</p> <ul style="list-style-type: none"> • 2017 Total - 247 • 2018 Total - 69 • 2019 Total - 56 • 2020 Total - 27 	
Public Comment	<p>Mr. Jon Lawniczak stated that per public notice, members of the public were to email BOH.Clerk@cincinnati-oh.gov prior to 5:00 pm of the day of the meeting with questions and comments. As of 5:00 pm today, no questions or comments were received.</p>	

Meeting Adjourned 6:27 p.m.
Next Meeting January 19, 2021 at 5:00 p.m.
Minutes prepared by Jon Lawniczak

Edward Bly



*Interdepartmental
Correspondence Sheet*

Date: 1/26/2021

To: MEMBERS of the BOARD of HEALTH

From: Melba R. Moore, DBA, MS, CPHA, Health Commissioner

Copies: Leadership Team, HR File

Subject: PERSONNEL ACTIONS for JANUARY 26, 2021 BOARD of HEALTH MEETING

NON-COMPETITIVE APPOINTMENT –pending EHS and/or background check

KELLI BENNING

**HUMAN RESOURCES
ANALYST**

HUMAN RESOURCES

(vacancy due to retirement)

Salary Bi-Weekly Range:

\$1,986.12 to \$3,019.53

General Fund

Kelli Benning is a Human Resources professional certified by the Society for Human Resource Management (SHRM). Ms. Benning brings to the Cincinnati Health Department an extensive background human resources management background Ms. Benning holds a Criminal Justice bachelor's degree from The University of Cincinnati. Her extensive background includes; benefits administration, employment law, HR analytics, training & facilitation, employee relations, recruitment & retention, HR Policies & Procedures, employment succession planning, compliance, HR best practices, employee onboarding and relationship management. Ms. Benning most recently served as an HR Senior Specialist with The Proctor and Gamble Company. Her wealth of knowledge and experience will serve as an asset to the Cincinnati Health Department.

BRITTANY CULBERSON

HEALTH CLINIC COORDINATOR CCPC

(vacancy due to retirement)

Salary Bi-Weekly Range:

\$2,246.82 to \$3,019.53

Revenue Fund

Brittany Culberson is being presented for the position of a Health Clinic Coordinator. Ms. Culberson holds a Bachelor's in Business Management from Indiana Wesleyan University. She also has an Associate in Applied Science in Medical Office Administration. She has experience with revenue cycle management and knowledge of Medicare, Medicaid, and Commercial billing. Her experience includes working for Ensemble Health Partners, Anthem and Mercy Health Partners.

DOROTHY DANIELS

PUBLIC HEALTH NURSE 2

**SCHOOL AND
ADOLESCENT HEALTH**

(new position)

Salary Bi-Weekly Range:

\$2,029.40 to \$3,019.53

Grant Fund

Ms. Dorothy Daniels is recommended for hire into a Public Health Nurse 2 position in the School and Adolescent Health Program. She has 2 plus years of experience as a registered nurse and 7 plus years as an LPN. Ms. Daniels experience as a RN ranges from working as a staff RN at Mercy Hospital on the Med/Surg/Oncology Unite, staff RN at Christ Hospital Chest Pain/COVID Unit, and most recently working as a temporary with the School and Adolescent Health Program. Ms. Daniels years of experience as an LPN, RN, and most recently her experience working as a temporary nurse in the Cincinnati Public School District enhances her value as a Cincinnati Health Department employee.

PERSONNEL ACTIONS for JANUARY 26, 2021 BOARD of HEALTH MEETING
Page 4 of 4

PROMOTION (continued)

ANN JOHNSON

**HEALTH CLINIC
COORDINATOR**

CCPC

(vacancy due to retirement)

Salary Bi-Weekly Range:

\$2,246.82 to \$3,019.53

Revenue Fund

Ann Johnson is being presented for the position of Health Clinic Coordinator. Ms. Johnson holds a bachelor's degree in Business Administration from Aspen University and an Associate degree from Beckfield College as a Medical Assistant/Cardiology Technician. Ann started with the Cincinnati Health Department in 2016 as a Medical Assistant at Millvale Health Center with previous experience as a shift manager in the food and health care industry. She has experience in Clinical Operations, Management, Medical and Customer Service, Patient-Centered Medical Home, Electronic Medical Records, and the Refugee intake process.

ALVENIA ROSS

HEALTH CLINIC COORDINATOR CCPC

(vacancy due to retirement)

Salary Bi-Weekly Range:

\$2,246.82 to \$3,019.53

Revenue Fund

Alvenia Ross is being presented for the position of Health Clinic Coordinator. Ms. Ross holds a Bachelor's degree in Biology from Kentucky State University and a Master's degree in Food Science from Alabama A & M University. Alvenia started with the Cincinnati Health Department in 2009 as a Clinical Medical Laboratory Technician II and is currently an Administrative Technician for all the Health Centers. She has experience in Clinical Operations, Patient-Centered Medical Home, Electronic Medical Records, Medicare, and Medicaid managed care plans, and the Refugee Resettlement Program.

TRANSFERS

NEISHA COOK

**CUSTOMER RELATIONS
REPRESENTATIVE**

CCPC

(vacancy due to transfer)

Salary Bi-Weekly Range:

\$1,788.83 to \$1,889.69

Revenue Fund

**Cincinnati Health Department (CHD)
Health in All Policies January 2021**

Cincinnati Health Department (CHD) is committed to achieving health equity and improving the health of its citizens through advocacy for responsive public health and human services, healthy communities, positive social well-being, and reducing health inequities such as poverty and unemployment.

The Health in All Policies (HiAP) approach provides a framework to consider the impacts on health when developing and improving health and non-health policies.

CHD will train staff in an effort to increase cultural competency, knowledge of personal implicit bias, and knowledge of health equity through educational workshops, staff meetings, “Lunch and Learns,” and other methods. Part of the HiAP goal is to garner awareness for the need of HiAP and develop CHD capacity to assist other departments in implementing the HiAP approach.

Encouraging and sustaining interdepartmental and intradepartmental partnerships will allow for the sharing of knowledge and resources, in order to reduce silos in the creation of policies and programs to address inequities. Based on best practices and data available, CHD will offer tools, assistance and partnership to city departments pursuing the HiAP paradigm.

Furthermore, CHD will engage with stakeholders through a collaborative process to identify health problems and anticipated impact of policies. Stakeholder input leads to the development of effective policies; therefore, CHD will participate in ongoing dialogue about community issues and solutions.

Melba R. Moore, DBA, MS, CPHA Health
Commissioner

Date

Cincinnati Health Department (CHD)

Health in All Policies Checklist January 2021

Health in All Policies is a collaborative approach to improving the health of all people by incorporating health considerations into decision-making across sectors and policy areas. Below is a checklist of questions to consider when drafting new policies in your department.

You can complete this checklist by accessing the link: <https://www.surveymonkey.com/r/HiAPchecklist>

Name of Policy			
Is this a New Policy	<input type="checkbox"/> Yes		<input type="checkbox"/> No
Person Completing Policy Checklist	First Name		Last Name
Email		Phone Number	



Planning

- How will you **engage stakeholders** in the policy planning process?
- How will the level, diversity and quality of stakeholder engagement be assessed?
- What **health data** have you considered in your planning process?
- Have you researched **best practices**?



Social Determinates of Health

- How will this policy affect the **mental and emotional health** of the community (stress, anxiety, fear, etc?)
- How will this policy support and encourage **physical activity**?
- How will this policy impact access to **healthy food** sources?
- How will this policy enhance **educational opportunities**?
- How will this policy impact the **environment** (air quality, toxins, green spaces, etc.)?
- How will this policy impact **housing**?

- How will this policy affect **safety** (crime, violence)?
- How will this policy encourage **social cohesion and inclusivity**?
- How will this policy impact **public transportation**?



Racial Equity

- What racial/ethnic groups could be negatively affected?
- What adverse impact or unintended consequences could result from this policy?
- How could adverse impacts be prevented or minimized?



Evaluation

- How will you **measure the impact** of this policy?
- What does the data tell you?
- What other data is needed?
- Are there provisions to ensure ongoing data collection, public reporting and stakeholder participation?

1. Social cohesion is defined as the willingness of members of a society to cooperate with each other in order to survive and prosper www.jstor.org/stable
2. After completing this checklist, please access this link: <https://www.surveymonkey.com/r/HIAPchecklist>