

EAST END GARDEN DISTRICT



LOCATION

The East End Garden District is bookended by Schmidt Ballfields and Riverview East Academy between the Ohio River and Riverside Drive. It is an historic neighborhood stitched into the rich cultural and natural legacy of the Ohio River.



THE URBAN FABRIC

The cultural and natural transect creates a gradient of experiences and opportunities.

1. The **Ohio River** is a source of life and constant change. It was one of the reasons for the original settlement, however flooding has continued to shape the use of the land.
2. The **Ohio River Trail** connects riverfront amenities as a part of a regional recreation corridor for pedestrians and cyclists.
3. The **floodway** defines a greenbelt of undevelopable parcels that contribute to the riparian edge.
4. **Riverside Drive** creates a vehicular spine with pockets of residential, commercial, and industrial uses along the river.

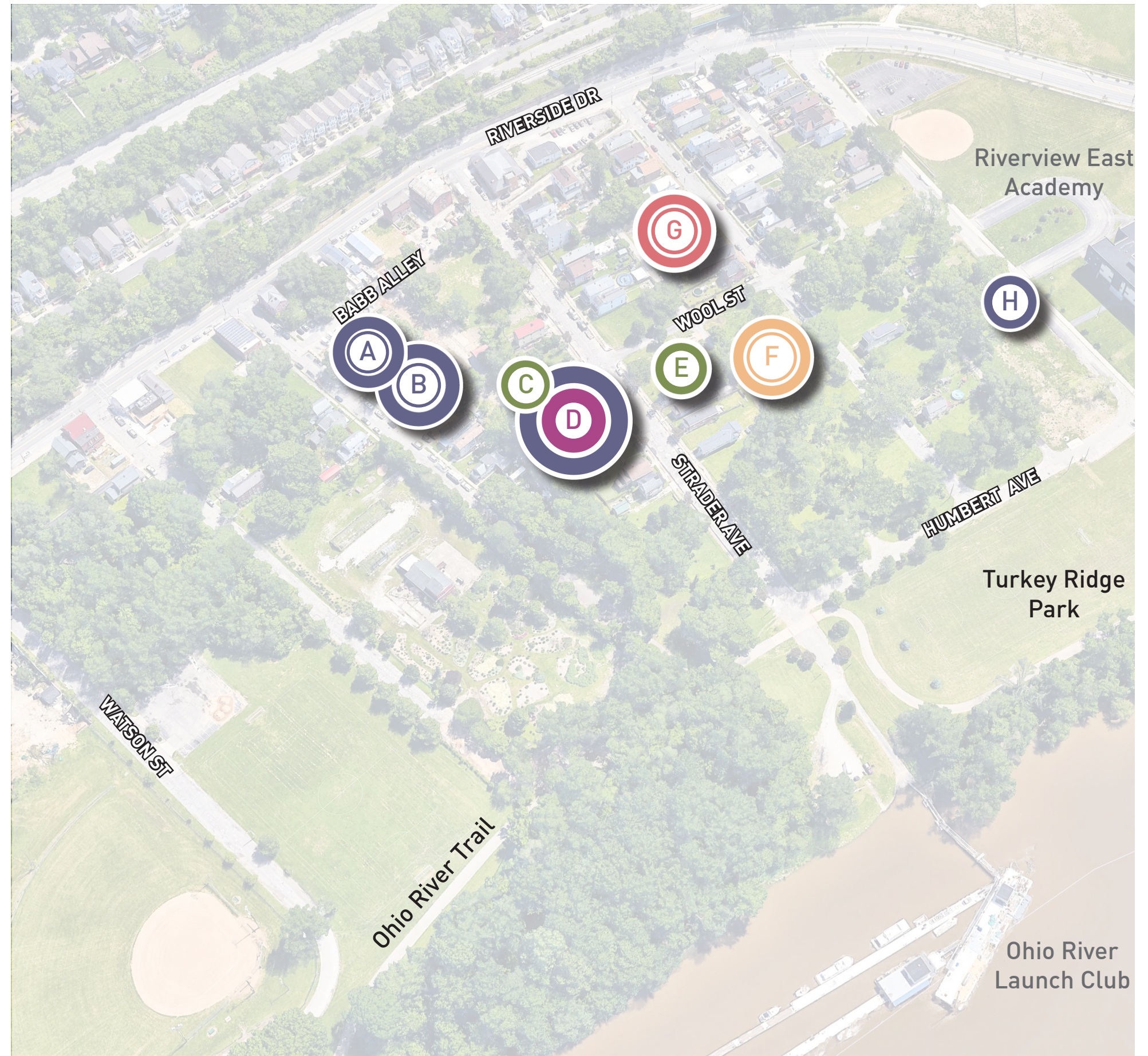


- | | | | |
|----------|--------------------------------|----------|------------------------|
| A | Schmidt Boat Ramp & Ballfields | D | Riverview East Academy |
| B | Ohio River Launch Club | E | Eli's BBQ |
| C | Turkey Ridge Park | F | The Hi-Mark |

A TAPESTRY OF UNIQUE GARDENS

- (A) Gateway Garden
- (B) Turner Farms Teaching Garden
- (C) Orchard
- (D) Jacob Strader Memorial Garden
- (E) Urban Greens Garden
- (F) Worth Orchard
- (G) Worth Flower Garden
- (H) School Yard Garden

The variety of gardens - from agricultural to orchards to cut flowers to memorials - offers a patchwork of places to discover.



UNIFIED BY THREADS OF DISCOVERY

Sidewalks, streets, sidelots, and alleys create a network of pathways that connect the federation of gardens to each other and the neighborhood context. The organic framework supports growth of the garden district over time.



TOGETHER, WE GROW

There is an opportunity to build upon the diversity of spaces and program to celebrate the multiple facets of environmental stewardship and grassroots placemaking.



RAISED PLANTING BEDS



COMPOSTING



FARM STAND



SHELTER & STORAGE



CHILDREN'S GARDEN



EDUCATION STATIONS



DEER PROTECTION



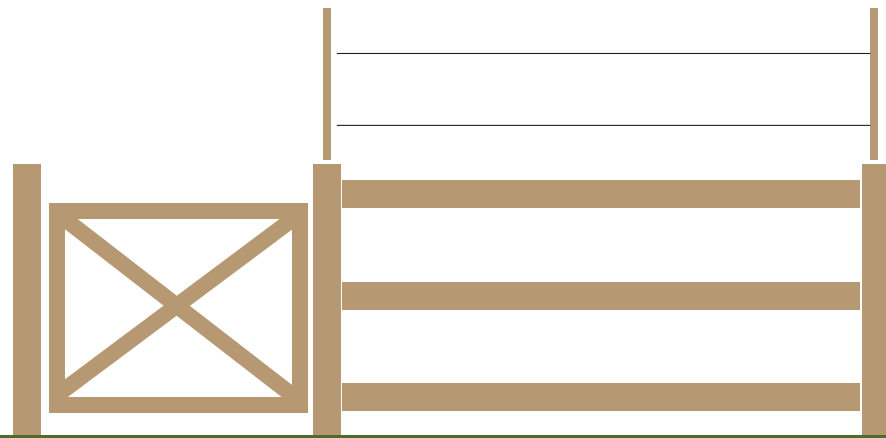
POLLINATOR GARDEN



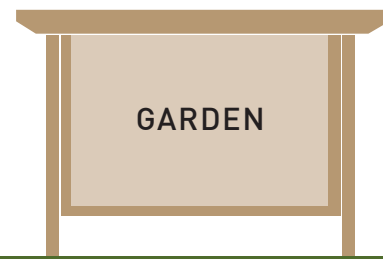
RAINWATER HARVESTING

A FAMILY OF GARDEN ELEMENTS


A related family of elements could define the Garden District affiliation while allowing for each garden to be unique and special.




FENCE



GARDEN SIGN



INFORMATION



GATEWAY



GATEWAY GARDEN

- (A) Babb Alley Parking
- (B) Gateway Plaza & Information Kiosk
- (C) Garden Threshold and Arbor
- (D) Garden Frame: Fencing + Plantings
- (E) Garden Amenities (artistic representation)

