

**Date: July 23, 2019**

**To: Board of Health**

**From: Melba R. Moore, MS, CPHA, Health Commissioner**

**Subject: Health Commissioner's Report, Reflects June 2019**

Acronyms

CHD- Cincinnati Health Department

ODH- Ohio Department of Health

CCPC- City of Cincinnati Primary Care

**Office of Communication and Governmental Relations**

**Media**

Story Title /	Date	Media Outlet
<a href="#">Avondale residents living without water get help after Local 12 gets involved</a>	June 4, 2019	WKRC
<a href="#">How a University of Cincinnati program is empowering local teens to address the opioid crisis</a>	June 4, 2019	WCPO
<a href="#">Health official: Planned study will review cancer rates near Portsmouth uranium plant</a>	June 5, 2019	Cincinnati.com
<a href="#">Cincinnati Quietly Became America's Leading Hepatitis A Outbreak</a>	June 7, 2019	PrecisionVaccinations
<a href="#">PX column: Cincinnati City Council quietly approves \$750000 for Health Gap. 'Moment of real ...</a>	June 14, 2019	Cincinnati.com
<a href="#">New marijuana ordinance sparks concern over teen and adolescent drug use</a>	June 15, 2019	WCPO
<a href="#">Western Hills, Dater get later start times for next school year</a>	June 20, 2019	WCPO

<a href="#">Audit finds flaws in Cincinnati's food-safety program</a>	June 21, 2019	WCPO
<a href="#">Health Alert Issued After Major Spike In Overdoses In Cincinnati Area</a>	June 24, 2019	LEX 18 Lexington KY News
<a href="#">Melba Moore tackles the complex scope of public health in Cincinnati</a>	June 25, 2019	Soapbox Cincinnati

### Social Media

Outlet	Followers	Impressions
Facebook	2,148	56,173
Twitter	5,203	56,876
Instagram	905	5,009

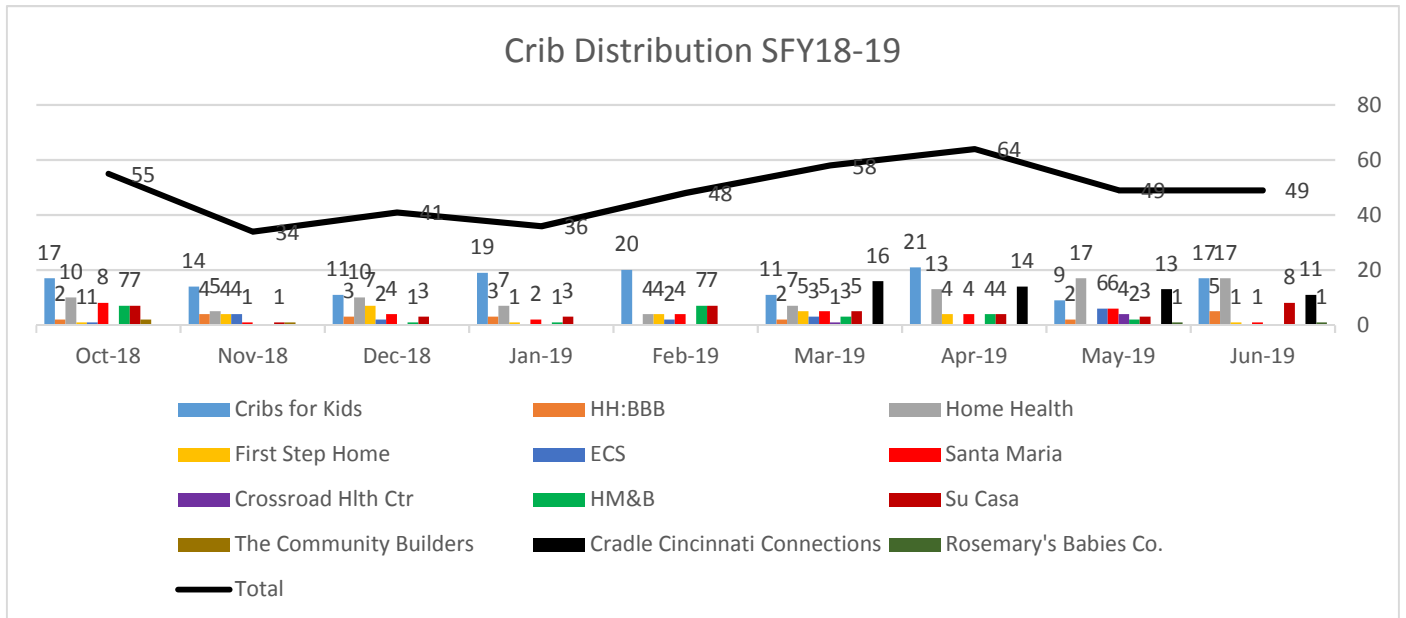
\*Impressions-Total number of times posts have been seen

Website

22,555 page views with 16,008 unique page views

### Division of Community Health

#### Cribs for Kids (Infant Vitality) June



## Communicable Disease Prevention and Control

### June 2019 BOH Report Communicable Disease Prevention and Control

- Outbreak investigations
  - No new outbreaks were reported in June.
  - 5 existing outbreak investigations continued, while 14 were written up and reported to the Ohio Department of Health.
- Case investigations
  - In June, completed investigations of 99 cases of probable and confirmed reportable communicable diseases (see Monthly Communicable Disease Surveillance Report, June 2019).
  - This includes 2 additional confirmed cases of Hepatitis A.
  - No Ohio residents came down with measles in June.
- Surveillance monitoring
  - Monitoring for the sentinel influenza program continues year-round at two health centers: Millvale and Northside.
- Syndromic surveillance through EpiCenter triggered 10 anomalies in June, within the syndrome categories of
  - Class A\* Cholera (investigated and re-classified as Vibriosis)
  - Class A\* Rubella (ruled out; found to be in other jurisdiction)
  - Diarrhea – Not Watery/Bloody (1)
  - Diarrhea – Watery/Bloody (1)
  - Nausea (2)
  - Paralysis (1)
  - Rash (2)
  - Stiff Neck (1)

\*Class A diseases are typically highly contagious or have the potential for use as an agent of bioterrorism; these need to be reported to the health department by phone immediately and immediately investigated by the health department  
3 were found to need public health investigation, and none public health intervention by CHD.
- Meetings and Events
  - Attended the quarterly mandatory Public Health Emergency Planning grant's PHEP Epidemiologists meeting in Columbus. Served as representative for the Southwest Ohio Public Health Region (SWOPHR).
  - On June 14, began working with SWOPHR's Regional Epidemiologists and Disease Investigators (REDI) Group to coordinate measles preparation and response activities, including education and outreach, investigation of legal authorities, and specific emergency protocols. Continued with internal preparations.

Continued hepatitis A mass vaccination and education campaign

## Epidemiology and Evaluation

### Center for Health Information, Planning and Research (CHIPR) Updates for CHD BOH Meeting 7.23.19

#### Epidemiology

##### Infant Vitality Surveillance:

- As of July 11, 2019, 49 infant deaths in the City of Cincinnati have been provisionally reported for 2018. Of which, 41 infants are African American, 7 are Caucasian and 1 with an other racial designation.
- As of July 11, 2019, 17 infant deaths in the City of Cincinnati has been provisionally reported for 2019. Of which, 10 infants are African American, 1 are Caucasian, 3 with an other, and 3 Unknown designations

##### PermitStat:

- For Building Permit Health review, the total number of applications screened are below.

	6.2.2019 - 6.29.2019
Received	44
Approved	27
Denied	9
Pending*	27
Avg Days	5.6
Staff Review	2

\* Note: The pending category may include applications that were forwarded to Health, but that do not require actual Health review. Therefore, the number of pending will not exactly match the number received minus (the number approved + number denied).

##### Epidemiology Data Briefs:

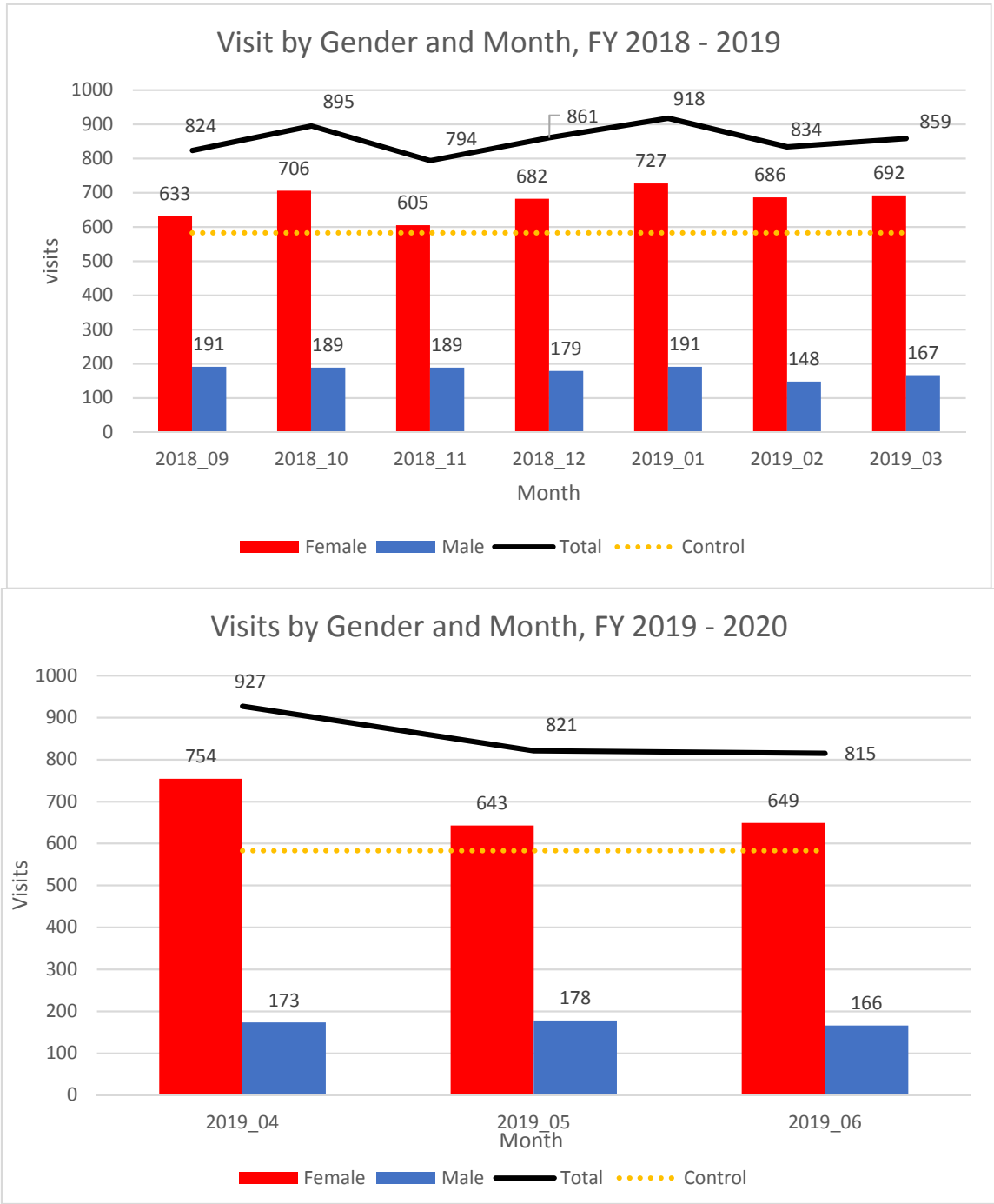
Data Briefs can be found using the below website.

<https://www.cincinnati-oh.gov/health/community-health-data/epidemiology-data-briefs/>

# Reproductive Health and Wellness Program (RHWP) Data Report: FY 2019 - 2020

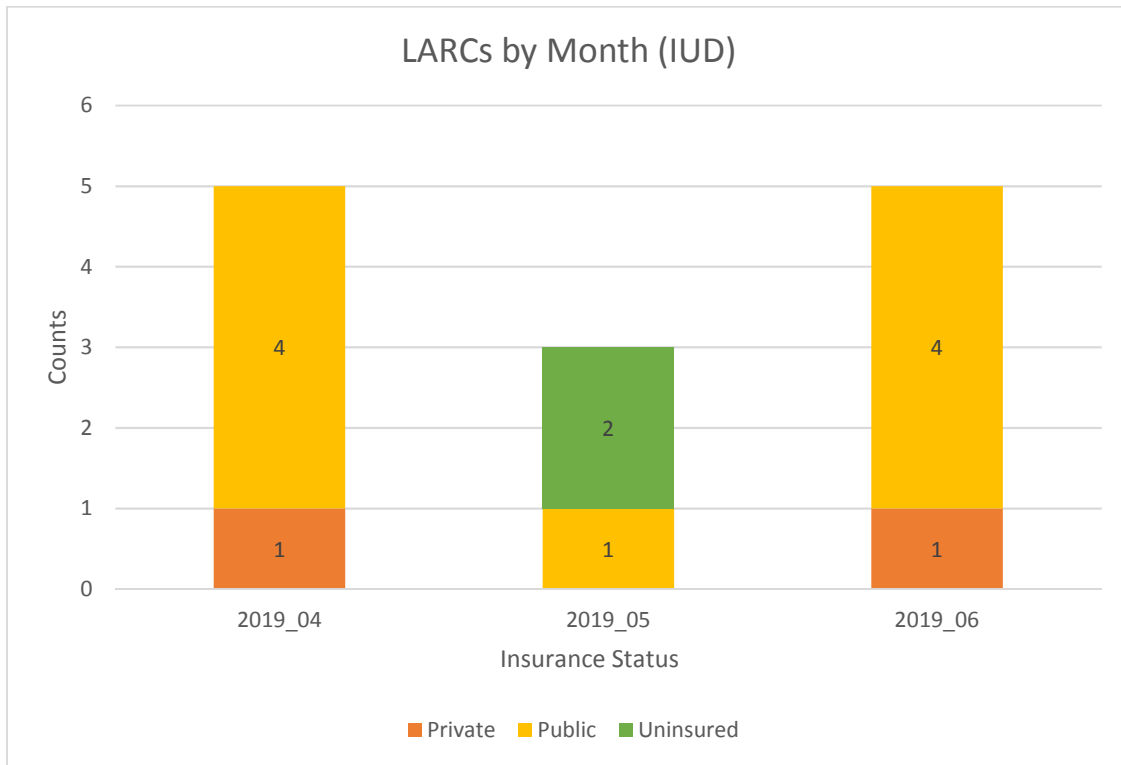
June 2019

**Figure 1.** City of Cincinnati Primary Care Health Center Reproductive Health Visits by gender and month

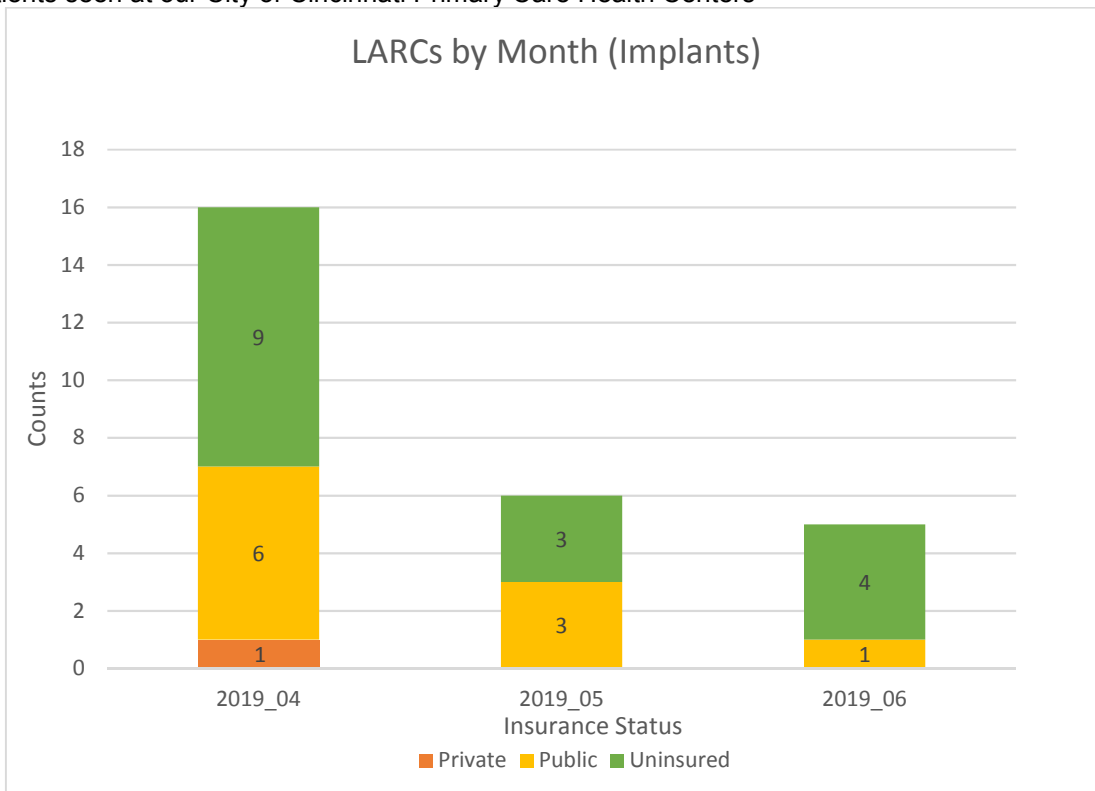


FY19/20 Visits with Men: 517 patients  
 FY19/20 Visits with Women: 2,046 patients  
 FY19/20 Visits Combined (men/women): 2,563 patients  
 FY19/20 Control (Expected) Visits: 1,749 patients  
 FY19/20 Visits as % of Control Total: 146.54%

**Figure 2.** Long-acting reversible contraception (LARC) (Intrauterine device) provision by month and insurance type for patients seen at our City of Cincinnati Primary Care Health Centers



**Figure 3.** Long-acting reversible contraception (LARC) (Implants) provision by month and insurance type for patients seen at our City of Cincinnati Primary Care Health Centers



**Table 1.** Selected Demographic Characteristics of Unduplicated Patients, June 2019

	Female	% in col.	Male	% in col.	Total	% in col.
<b>Race</b>						
AI/AN	1	0.29%	-	0.00%	1	0.21%
Asian	3	0.87%	5	3.57%	8	1.66%
Black	276	80.47%	108	77.14%	384	79.50%
PI/HN	1	0.29%	1	0.71%	2	0.41%
Unknown	13	3.79%	1	0.71%	14	2.90%
White	49	14.29%	25	17.86%	74	15.32%
<b>Ethnicity</b>						
Hispanic	10	2.92%	3	2.14%	13	2.69%
Non-Hispanic	333	97.08%	137	97.86%	470	97.31%
<b>Income</b>						
<=100% FPL	260	75.80%	93	66.43%	353	73.08%
101-249% FPL	83	24.20%	47	33.57%	130	26.92%
<b>Insurance</b>						
Private	29	8.45%	15	10.71%	44	9.11%
Public	182	53.06%	22	15.71%	204	42.24%
Uninsured	132	38.48%	103	73.57%	235	48.65%
<b>Age (years)</b>						
>=17	18	5.25%	4	2.86%	22	4.55%
18 to 44	282	82.22%	113	80.71%	395	81.78%
44<	46	13.41%	25	17.86%	71	14.70%
<b>Limited English</b>						
Yes	24	7.00%	1	0.71%	25	5.18%
<b>Total</b>	<b>343</b>	<b>100.00%</b>	<b>140</b>	<b>100.00%</b>	<b>483</b>	<b>100.00%</b>

\* Reproductive health data is based on services as part of the Title X grant provided by our City of Cincinnati Primary Care Health Centers.

### **Accreditation**

#### *PHAB Action Plan Update:*

CHD submitted the Action Plan to PHAB on June 19, 2019 ahead of the deadline. CHD is waiting for the Accreditation Committee to review the Action Plan and determine if they accept the plan. CHD staff will continue to prepare in anticipation of acceptance of the plan.

#### *Cincy CHIP Update:*

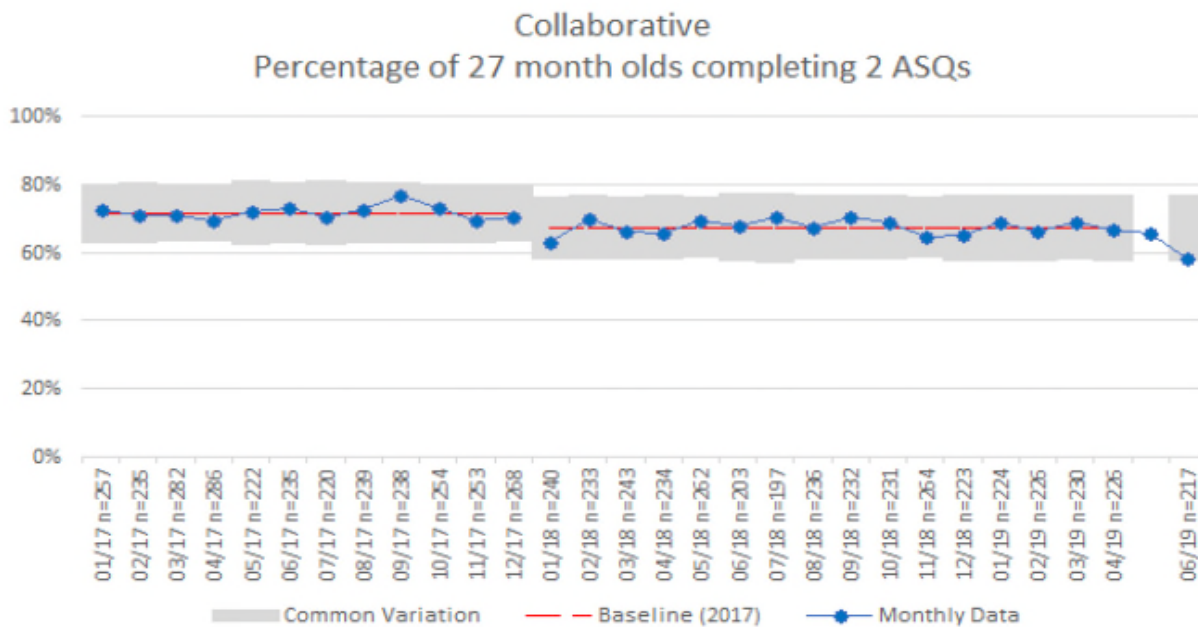
Action Teams for the Cincy CHIP have been meeting regularly and developing strategies, SMART objectives and activities within their focus areas. The Steering Committee will meet on July 30, 2019 to review the progress of the Action Teams.

## Quality Improvement/ Quality Assurance

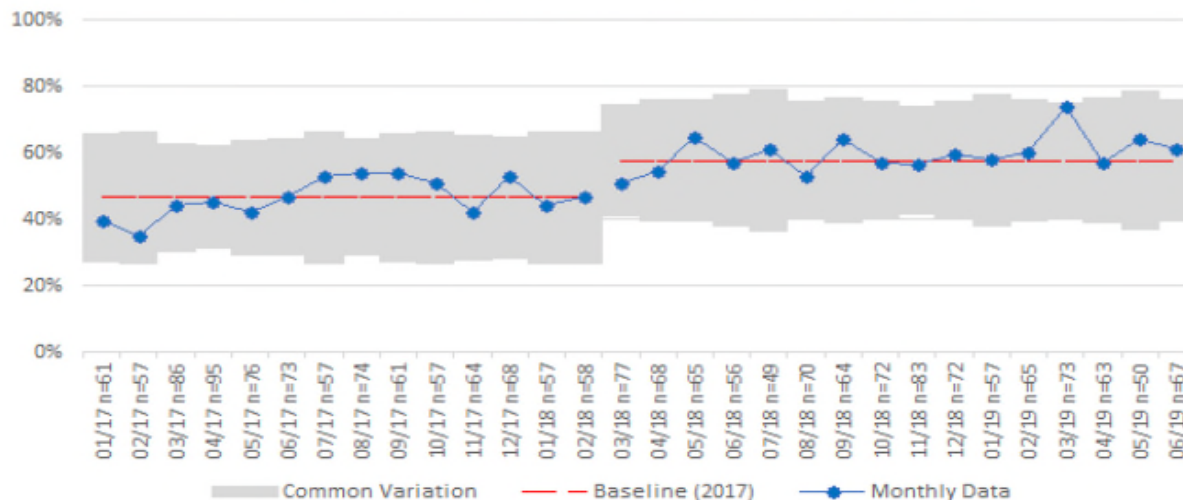
### Quality Improvement for City of Cincinnati Primary Care (CCPC) –

The City of Cincinnati Primary Care (CCPC) health centers are currently working with Cincinnati Children’s Hospital Medical Center (CCHMC) to improve the health of Cincinnati’s children, by participating in quality improvement activities, using the Model for Improvement Plan Do Study Act Cycle. The pediatric teams at each of the health centers have each selected a specific clinical care measure to improve on. Each team is systematically monitoring, testing, and studying interventions that will improve the care they deliver. CCPC, and CCHMC share a commitment to using quality improvement, as a driving force to ensure that Cincinnati’s children are thriving by the age of five years old and are the healthiest in the nation.

**Ages and Stages Questionnaire (ASQ)** provides reliable, accurate developmental and social-emotional screening for children between birth and age 6. Drawing on parents’ expert knowledge, ASQ has been specifically designed to pinpoint developmental progress and catch delays in young children—paving the way for meaningful next steps in learning, intervention, or monitoring (ASQ, 2019). Retrieved from <https://agesandstages.com/about-asq/>



## Cincinnati Health Department Percentage of 27 month olds completing 2 ASQs



### Interprofessional Collaboration Integrated Care: Medical-Dental Pediatrics

- **UPDATE:** Submitted 5/31/19 to the Health Resources & Services Administration (HRSA) for acceptance as a Promising Practice
- Pilot program: started at Bobbie Sterne Health Center and expanded to the Northside Health Center.
- 6mo-5yo age focus on “Dental Peds Days”
- Dental utilizes medical facility (3 medical rooms); oral exams provided in conjunction with well-child visits.
- Medical schedule accommodated to serve similar age group
- Medical/dental visits from 8am-12pm twice a month (usually 12 pts scheduled)
- Integration may improve fiscal sustainability and contributes to the IHI Triple Aim: *improves care, population health, and reduces cost.*

### Division of Environmental Health Services

#### Environmental Events

## **Food Inspection Program**

- Food Safety was featured in channel 9 story (Dan Monk) regarding Food Safety Audit.
- **June Temporary License** (Special Event Inspections)
  - Westwood 2nd Saturday - 6/8/19
  - Tusculum St. Festival - 6/15/19
  - Juneteenth - 6/15/19
  - Cinti Pride Festival - 6/22/19
  - Hyde Park Blast - 6/29/19

## **Healthy Homes Program**

- The HH office completed all of the transient accommodations inspections.
- Staff also assisted when Duke Energy shut off the power on a Friday to a 15-unit apt building with an out of state owner. Orders were issued both verbally & written to owner. Steps were taken to involve the city's prosecutor's office representative Virginia Tallent and Buildings & Inspections to escalate the enforcement to this particular owner.

## **Technical Environmental Services (TES)**

- Technical Environmental welcomed back for the summer three swimming pool technicians and one mosquito tech. They will be assisting the office by testing pool water chemistry and taking water samples at our licensed facilities, as well as conducting mosquito surveillance throughout our jurisdiction.
- Technical also fulfilled the requirements for the 2018 Mosquito Control Grant (MCG) we received last year. We look forward to continuing to enhance our mosquito program with the 2019 MCG monies we were recently awarded.
- Two of our city vehicles were vandalized in June, after having been shot at while parked overnight in a city-owned lot. Reports were filed with Cincinnati Police and Risk Management and repairs have been made.

## **Environmental Waste Unit**

- A new Body Art Establishment was licensed in June.
- One Temporary Body Art license was issued for an event which took place on Sunday June 2<sup>nd</sup>.
- The Waste Unit continued to monitor the new Infectious Waste Treatment System (Clean Waste System) at University Hospital.

The Waste Unit investigated one complaint which came from the OEPA, concerning contaminated soil

Food Safety Program	June	2019 Total	Healthy Homes Program	June	2019 Total
<b>FSO</b>			<b>School Food Inspections</b>		
Inspections	199	<b>1307</b>	RFE/FSO – Class 1	2	<b>12</b>
Reinspections	16	<b>176</b>	RFE/FSO – Class 2	2	<b>11</b>
CCP Inspections	90	<b>509</b>	RFE/FSO – Class 3	3	<b>14</b>
<b>Monthly Total</b>	<b>305</b>	<b>1992</b>	RFE/FSO – Class 4	12	<b>84</b>
			RFE/FSO – CCP	12	<b>84</b>
<b>RFE</b>			RFE/FSO – Mobile		<b>0</b>
RFE Inspections	58	<b>359</b>	<b>* Month Total *</b>	<b>31</b>	
RFE Reinspections	6	<b>44</b>			
RFE Process Review	7	<b>31</b>	FSO/RFE Plans Received	1	<b>4</b>
Variance Verification	3	<b>0</b>	FSO/RFE Plans Approved	1	<b>4</b>
<b>Monthly Total</b>	<b>74</b>	<b>437</b>	FSO/RFE Plans Rejected	0	<b>0</b>
<b>FSO &amp; RFE</b>			<b>General Nuisance Complaints</b>		
Complaints – Inspection	34	<b>206</b>	Total Complaints Received	259	<b>1247</b>
Complaints – Reinspection	2	<b>64</b>	Total Complaints Finished	216	<b>1173</b>
<b>Monthly Total</b>	<b>36</b>	<b>270</b>			
			<b>General Nuisance Complaints By Type</b>		
<b>Inspections/License</b>			Mold Inspections	71	<b>335</b>
Temporaries license	18	<b>117</b>	No Heat Inspections	3	<b>82</b>
Temporary day inspections	2	<b>12</b>	No Water Inspections	4	<b>35</b>
Mobile licenses, new	8	<b>22</b>	Roach Inspections	24	<b>147</b>
Mobile inspections	6	<b>44</b>	25	25	<b>121</b>
Vending inspections	0	<b>83</b>	Mouse Inspections	15	<b>100</b>
			Flea Inspections	0	<b>1</b>
<b>Enforcement</b>			Defective Plumbing Inspections	35	<b>149</b>
Admin. Hearing	0	<b>0</b>	Broken Sewer Line Inspections	13	<b>84</b>
			Unsanitary Living Condition Inspections	28	<b>124</b>
Risk Control Plan	0	<b>0</b>	Beg Bug Material Provided	2	<b>23</b>
			Miscellaneous Inspections	0	<b>0</b>
<b>Plan Review Applications</b>					
FSO/RFE Plans Received	27	<b>129</b>	<b>Smoking</b>		
FSO/RFE Plans Approved	14	<b>69</b>	Complaints Received	2	<b>14</b>
FSO/RFE Plans Rejected	12	<b>68</b>	Complaints Finished	5	<b>23</b>
<b>Courtesy Evaluations</b>			School Env. Inspections	19	<b>154</b>
Food Site Evaluations	14	<b>14</b>			

Institutions	0	0	Healthy Home Inspections	0	0
<b>Food Safety Training</b>			Transient Accommodations	20	23
ServSafe Training Classes	1	3			
PIC Training Classes	1	3			
<b>Additional</b>					
Street & Sidewalk permit	2	2			

Environmental Waste Program	June	2019 Total	Technical Environmental Program	June	2019 Total
<b>Junk Vehicles</b>			<b>Rabies</b>		
Junk Vehicle Complaints, New	71	490	Investigation	49	263
Junk Vehicle Re-Investigations	84	487	Re-investigation	60	348
Junk Vehicle Complaints Closed	72	340			
Junk Motor Complaints Refer to Tow	20	129	<b>Swimming Pool</b>		
			Inspections	143	268
<b>Open Dumping</b>			Complaint Investigation	122	136
Open Dumping Complaints, New	0	11	Sampling	343	343
Open Dumping Re –Investigations	9	40	Re-inspection	15	16
Open Dumping Complaints Closed	2	18	Complaint Re-investigation	21	50
New Complaints Received (Total)	71	586	<b>Sewage</b>		
Complaints Finished (Total)	2	394	Inspections	8	231
			Investigation	2	87
<b>Infectious Waste</b>			Completed	0	110
IW Treatment Facility Inspections	6	16	Re-inspection	5	54
IW Large Quantity Generator Inspect.	12	63	Sampling/Recorder	1	246
IW LQG Re-Inspections	0	0			
IW Complaints	0	0	<b>Mosquito</b>		
			Complaint Investigation	6	18
<b>Landfill/Transfer Station/Compost</b>			Monitoring/Sampling	119	124
Closed Landfill Inspections	0	2	Sampling/Recorder	3	24

Transfer Station Inspections	1	2	Complaint Re- investigation	11	51
Compost Facility Inspections	1	2			
			<b>Sewer baiting</b>		
<b>Tires</b>			Rodent Baiting	34	1153
Tire Storage Facility Inspections	12	23	Complaint Investigation	19	723
Tire Storage Facility Re-Inspections	7	9	Complaint Re- investigation	7	271
			Recorder	0	482
<b>Body Art</b>					
Body Art Inspections	11	44	<b>Contracts</b>		
Body Art Re-Inspections	0	4	Inspections	29	158
Body Art Plans Received	0	1	Complaint Investigation	4	14
Body Art Plans Approved	0	2	Complaint Re- investigation	2	8
Body Art Licenses Issued (New)	1	2			
Body Art Temp License Issued	1	3	<b>Vectorborne Disease</b>		
Body Art Complaints	0	1	Complaint Investigation	4	15
			Complaint Re- investigation	6	16

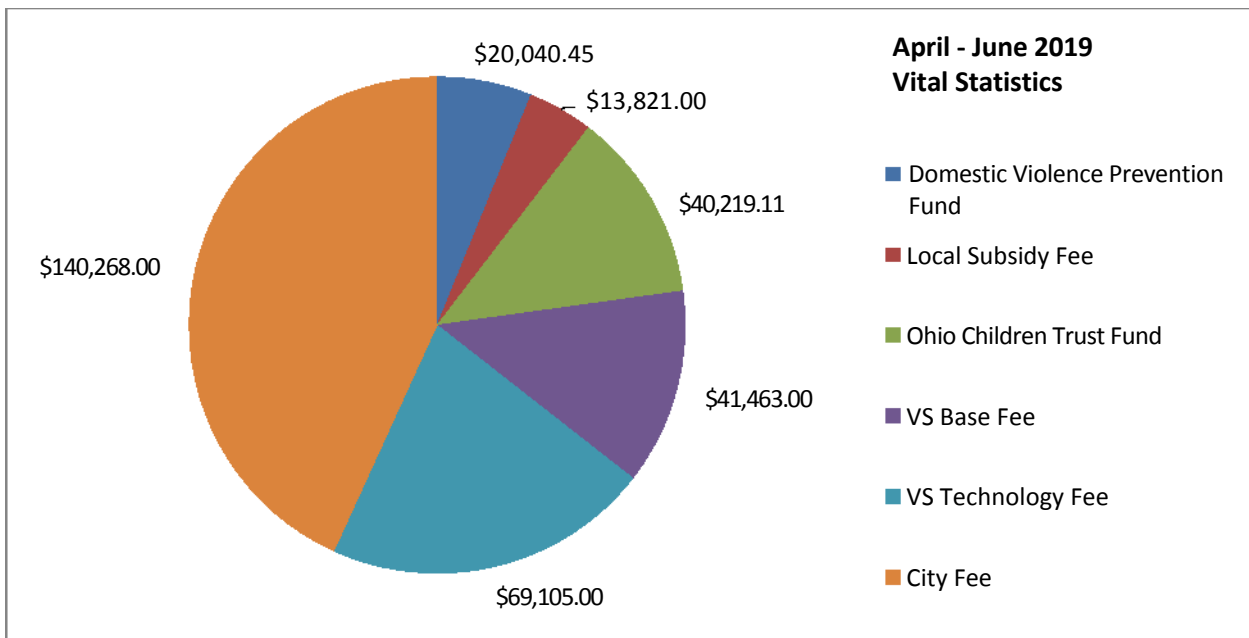
**Cincinnati Vital Records and Statistics Program**

# Cincinnati Vital Records and Statistics Program

## Monthly Dashboard June 2019

Kiosk Birth Certificates Sales	1882
Kiosk Death Certificates Sales	76
Web Birth Certificates Sales	812
Web Death Certificates Sales	1073

\*Monthly dashboard is not an account of dollars paid thru the fiscal department and does not reflect refunds, mail, vouchers payments and Vital Chek payments.



Total quarterly sales of Vital Records the following payments will be submitted to Ohio Department of Health. This 2nd quarter payment for 2019 assists in the support of the following State Funds:

1. Domestic Violence and Prevention Fund
2. Local Subsidy Fee
3. Ohio Children Trust Fund
4. Vital Statistics Base Fee
5. Vital Statistics Technology ODH

**Note:** The Ohio Public Health Association will hold the Annual Vital Statistics Conference August 14th at the Quest Conference Center in Columbus, Ohio. Tunu Kinebrew will be serving the last year as Chair for the Vital Statistics Section for OPHA.

**Division of School Health**

Data Reflects June 1 – June 30 2019 School Based Health Centers					
Total Medical Visits School Based Health Centers	464				
Vaccines Administered	5				
Medicaid Rate %	55%				
Private Insurance Rate	6%				
Uninsured Rate	36%				
Schools with CHD Staff on Site (School year to date)					
	Medical	Vision	Dental	Hearing	Total
Health Office Visits/ 911 (incl. vision,dental,hearing) Screenings	6*/0				
Routine Exams		2	0	2	0
Referrals	0	1	0	0	1
Referrals Completed	0	0	0	0	0
Referrals Incomplete	0	1	0	0	1
Referrals In-process			0		
Referrals % Complete	0	0	0	0	0
Referrals % Serviced			0		

Asthma Control Test (ACT) Scores Reported in Last 365 Days			
Students With ACT	Poorly Controlled (<=19)	Well Controlled (=>20)	Well Controlled%
3513	534	2979	84%

Immunization Compliance Statistics					
	SBHC Sites	CHD RN Site	CPS SHA Site	Non CHD Schools	Total
Immunization % Compliant	94.93%	94.78%	92.7%	77.01%	92.08%

\*statistics impacted by students transferring into and out of the District

**Division of Primary Care****Patients Seen From 06/01/2019 To 06/30/2019**

	<b>Distinct Patients</b>	<b># of Visits</b>
CCPC AIKEN SBHC - 63010001	1	1
CCPC AMBROSE CLEMENT - 63001001	559	672
CCPC AWL DENTAL - 63009002	117	144
CCPC AWL SBHC - 63009001	36	40
CCPC AWL VISION CTR - 63009003	91	109
CCPC BRAXTON CANN - 63006001	341	390
CCPC CHILDREN'S HOME - 63022001	167	178
CCPC CITYLINK DENTAL - 63020002	33	42
CCPC CITYLINK VISION - 63020003	109	109
CCPC CREST SMILE - 63015002	325	391
CCPC ELM ST BH - 63002003	43	53
CCPC ELM ST DENTAL - 63002002	408	473
CCPC ELM ST. - 63002001	1,130	1,454
CCPC MILLVALE - 63005001	592	688
CCPC MILLVALE DENTAL - 63005002	215	261
CCPC NORTHSIDE - 63004001	916	1,138
CCPC NORTHSIDE BH - 63004003	54	71
CCPC NORTHSIDE DENTAL - 63004002	268	331
CCPC OYLER DENTAL - 63007002	300	338
CCPC OYLER SBHC - 63007001	63	87
CCPC OYLER VISION CTR - 63007003	44	45
CCPC PRICE HILL - 63003001	1,345	1,629
CCPC PRICE HILL DENTAL - 63003002	369	499
CCPC RIVERVIEW EAST - 63018001	21	22
CCPC RP ACADEMY SBHC - 63012001	136	151
CCPC WALNUT ST CLINIC - 63021001	77	94
CCPC WESTERN HILLS DEN - 63014002	199	253
CCPC WITHROW DENTAL - 63008002	185	244
	<b>8144</b>	<b>9907</b>

**WIC**

- Provided services to approximately 4,772 participants out of 14,953 in June
- Provided education for “high weight gain during pregnancy” to 130 or 81% of postpartum participants in June
- Caseload in June was 14,953. This is 93.7% of our caseload goal of 15,950

**Office of the Health Commissioner**

- June 3
  - Child Mental and Home Health Meeting
  - Andre Williams for GoNoodle Meeting
  - City of Cincinnati Budget and Finance Committee Public Hearing
- June 4
  - HRSA Site Visit Introductory Meeting
  - Budget and Finance Committee Public Hearing
- June 6
  - HRSA Site Visit Closing Meeting
  - Lead Safe Cincinnati Steering Committee Meeting
- June 7-MAT/Harm Reduction Follow-up Meeting with Caracole
- June 12
  - I-Heart Media PSA
  - Soapbox Media Interview
  - CCPC Board Meeting
- June 17
  - Lead Grant Meeting
  - Children’s and Families Cabinet Meeting
- June 18
  - Sheila Nared Director of the Trauma Center at Seven Hills
  - Board of Finance Subcommittee Meeting
- June 19
  - Opioid Awareness Event
  - Rockdale PTO Meeting
- June 20-Buckeye Health Plan Network Event
- June 21-Talbert House and 3CDC Meeting

- June 22
  - Matt Rowekamp and Joel Koopman Introductory Meeting
  - PTO Meeting at Rockdale Elementary
  
- June 24
  - Parks, Recreation, and Health Meeting
  - Councilman Greg Landsman Meeting
  
- June 25- Board of Health Meeting
  
- June 26-Joe Mallory Introductory Meeting
  
- June 27
  - Cradle Cincinnati Advisory Board Meeting
  - Aspect for Health and Greater Cincinnati Water Works Meeting