

**Date: February 26, 2019**

**To: Board of Health**

**From: Melba R. Moore, MS, CPHA, Health Commissioner**

**Subject: Health Commissioner’s Report, Reflects January 2019**

Acronyms

CHD- Cincinnati Health Department

ODH- Ohio Department of Health

CCPC- City of Cincinnati Primary Care

**Office of Communication and Governmental Relations**

**Media**

Story Title / Topic	Date	Media Outlet
<a href="#">Cincinnati Food Solutions expands winter break food distribution to health clinics</a>	January 4, 2019	WCPO
<a href="#">Health officials warn of severe flu season</a>	January 18, 2019	WLWT
<a href="#">Boost access to syringe exchange to curb Cincy HIV spike, CDC tells local health officials</a>	January 22, 2019	Enquirer
<a href="#">Hamilton County health officials issue alert over spike in overdoses</a>	January 24, 2019	WCPO
<a href="#">Dirty Dining 2019: Which 25 restaurants closed after violations?</a>	January 28, 2019	WCPO
<a href="#">Polar vortex 2019: Tips on avoiding frostbite - and ways to treat it</a>	January 30, 2019	Enquirer
<a href="#">Polar vortex 2019: Can kids wear their pajamas under winter clothes?</a>	January 30, 2019	Enquirer

**Social Media**

Outlet	Followers	Impressions*
Facebook	1,986	25,241
Twitter	5,074	81,300
Instagram	781	3,169

**\*Impressions-**  
Total number of times posts have been seen

**Website**

20, 017 page views with 15,491 unique page views



## **Health Promotion and Worksite Wellness Creating Healthy Communities Program**

### **Health Promotion and Worksite Wellness**

#### **Grants Management: *Developing Grant Applications***

- The Health Promotion and Worksite Wellness Program has been hard at work writing quarterly reports for three grants (Creating Healthy Communities Coalition (CHCC), ODH 2018-19 Tobacco Grant, and BUILD Health), finalizing expenditure reports for two grants (CHCC and ODH 2018-19 Tobacco Grant), finalizing workplans (CHCC), addressing special conditions for the newly awarded ODH grant that included revising the workplan and updating the budget (CHCC), writing one new competitive application (ODH 2019-2020 Tobacco Grant), and collaborating with the Office of Aging and Accessibility in the City Manager's office in writing another competitive grant application (ACL).
- The CHCC staff (Porter, Brinkman, has developed a Creating Healthy Communities Coalition dashboard highlighting over **400 location specific** policy, systems, and environmental changes, in collaboration with the Office of Performance and Data Analytics. Draft versions of the dashboard were reviewed and critiqued multiple times to arrive at the final version. Please review the dashboard:  
[https://public.tableau.com/profile/cincystat#!/vizhome/CreatingHealthyCommunitiesCoalition/CCHCCActivities](https://public.tableau.com/profile/cincystat#!/vizhome/CreatingHealthyCommunitiesCoalition/CHCCActivities) and provide comments.
- The CHCC Evaluation Subcommittee Goal for 2019 will be to conduct the **Community Health Analysis aNd Group Evaluation (CHANGE)** Tool Assessment to determine the impact of the 2015 – 2019 CHCC Strategic Plan.

#### **Active Living Subcommittee Report**

##### **Goals for 2020: Posters highlighting 2019 goals and successes**

- **IMPLEMENTATION GOAL:** Bike/Pedestrian/Public Transit Master Plan
- **EXPLORATION GOAL:** Public Transit Improvement Projects

#### **Tobacco Free Living Subcommittee Report**

##### **Goals for 2019: Posters highlighting 2019 goals and successes**

- **IMPLEMENTATION GOAL:** Tobacco 21 – Education and Promotion of Policy
- **EXPLORATION GOAL:** Regulations on Tobacco Flavorings

#### **Healthy Eating Subcommittee Report**

##### **Goals for 2019: Posters highlighting 2019 goals and successes**

- **IMPLEMENTATION GOAL:** Farm to School Initiatives
- **EXPLORATION GOAL:** Produce Perks Prescription Program, Healthy Beverage Initiative

#### **Worksite Wellness**

##### **Health Promotion and Worksite Wellness: *Monday Campaigns and more***

- The Holiday Hold Program was offered to Cincinnati Health Department staff to participate in a challenge with the purpose of holding their current weight throughout a nine week challenge in November, December, and January. This program offered the incentive of \$25.00 to all participants that were able to hold and or lose weight for nine weeks. Approximately 80% of CHD employees who participated held their weight.

## Center for Public Health Preparedness

### Public Health Preparedness & Employee Safety

- Performed fee-based respirator fit-testing for MSD (81 tests).
- Initiated RAVE Alert notification system with Cincinnati Fire Department Communications Division.
- Attended HazMat IQ® Training for toxic air monitoring.
- Held two hepatitis A mass vaccination sessions serving persons experiencing homelessness at Shelterhouse (14 persons) and Our Daily Bread (9 persons).
- Continued Incident Command status for Hepatitis A response.

### Communicable Disease Prevention and Control

- Case investigations
  - In January, completed investigations of 181 cases of probable and confirmed reportable communicable diseases (see *Monthly Communicable Disease Surveillance Report, January 2019*).
    - This includes 8 confirmed cases of hepatitis A.
  - Began investigation of a Legionellosis outbreak and two gastrointestinal illness clusters at schools. Completed report on impetigo outbreak investigation that began in November 2018.
- Surveillance monitoring
  - Identified 4 outpatient visits meeting the definition of Influenza-Like Illness (ILI) at CHD's three sentinel health centers, sent 3 nasopharyngeal swabs for testing at the Ohio Department of Health Laboratory (no positive influenza tests) and reported weekly to CDC.
  - Due to maintenance by the vendor and re-writing code, syndromic surveillance through EpiCenter triggered only 14 anomalies in January, within the syndrome categories of
    - Ear, Nose and Throat (1)
    - Edema (3)
    - Eyes (3)
    - Lymphadenitis (4)
    - Vomiting (3).Two were found to need public health investigation, and none public health intervention by CHD.
- Meetings and Events
  - Presented information concerning hepatitis A diagnosis, testing, and reporting as well as current outbreak status to CCPC providers on 01/08.
  - Co-facilitated the Southwest Ohio Public Health Region's Regional Epidemiologist and Disease Investigator's Meeting on 01/08.
  - Held 3 Public Health hepatitis A vaccination clinics at the Burnet & King site for contacts of cases.
  - Began participation in a CDC workgroup to revise Operational Readiness Review guidance for Capability 13: Epi & Surveillance (thru June).

## Division of Environmental Health Services

Lead Program Report	
Total open cases	147
No. of referrals received	5
PHLI's conducted (10ug/dL & above):	4
PHLI's conducted (5 ug/dL & above)	9
No of cases filed	0

## Environmental Events:

### Food Inspection Program

- Embargo of CBD oil containing food product from 4 licensed FSO/RFE's
- Responded to Restaurant fire
- Conducted an RFE temporary closure

### Healthy Homes Program

- The Healthy Homes program will soon begin the process of requesting legal services (RLS) with the Law Department to update the BOH regulations regarding school inspection enforcement.
- Angela Uran is currently receiving temporary transfer pay as the supervisor of Healthy Homes, previously occupied by Larry Florea, who retired at the end of last year.
- The Healthy Homes program was able to fill a position vacancy with Lisa McGiveron. Lisa comes to us from HCPH and was previously a supervisor at a Health Department in Lansing Michigan. Because of Lisa's experience, she has been able to hit the ground running and has had a positive impact on the work unit already.

### Technical Environmental Services (TES)

- Technical Environmental met with the City Solicitor's office and other city departments to discuss regulations and responsibilities for a proposed water well at a business in the Over-the-Rhine neighborhood.
- TES staff also registered and licensed 16 companies as sewage treatment system contractors and began processing complaints for delinquent household sewage treatment system permit holders.

### Environmental Waste Unit

- One Temporary Body Art License was issued for an event which was held at the Duke Energy Convention Center on Saturday January 5<sup>th</sup>, 2019.
- Waste Unit worked cooperatively with other city departments (police, buildings, fire) to bring a recalcitrant property owner to court.
- Waste Unit has settled back into the Muhlberg HD location.

Food Safety Program	January	2019 Total	Healthy Homes Program	January	2019 Total
<b>FSO</b>			<b>School Food Inspections</b>	0	
Inspections	280	<b>280</b>	RFE/FSO - Class 1	0	<b>0</b>
Reinspections	41	<b>41</b>	RFE/FSO - Class 2	0	<b>0</b>
CCP Inspections	148	<b>148</b>	RFE/FSO - Class 3	0	<b>0</b>
<b>Monthly Total</b>	<b>469</b>	<b>469</b>	RFE/FSO - Class 4	0	<b>0</b>
			RFE/FSO - CCP	0	<b>0</b>
<b>RFE</b>			RFE/FSO - Mobile		<b>0</b>
RFE Inspections	57	<b>57</b>	<b>* Month Total *</b>	<b>0</b>	<b>0</b>
RFE Reinspections	12	<b>12</b>			
RFE Process Review	14	<b>14</b>	FSO/RFE Plans Received	0	<b>0</b>
Variance Verification	0	<b>0</b>	FSO/RFE Plans Approved	0	<b>0</b>
<b>Monthly Total</b>	<b>83</b>	<b>83</b>	FSO/RFE Plans Rejected	0	<b>0</b>

<b>FSO &amp; RFE</b>			<b>General Nuisance Complaints</b>		
Complaints - Inspection	35	<b>35</b>	Total Complaints Received	215	<b>215</b>
Complaints - Reinspection	10	<b>10</b>	Total Complaints Finished	245	<b>245</b>
<b>Monthly Total</b>	<b>45</b>	<b>45</b>			
			<b>General Nuisance Complaints By Type</b>		
<b>Inspections/License</b>			Mold Inspections	55	<b>55</b>
Temporaries license	0	<b>0</b>	No Heat Inspections	56	<b>56</b>
Temporary day inspections	0	<b>0</b>	No Water Inspections	3	<b>3</b>
Mobile licenses, new	1	<b>1</b>	Roach Inspections	32	<b>32</b>
Mobile inspections	0	<b>0</b>	Rat Inspections	7	<b>7</b>
Vending inspections	34	<b>34</b>	Mouse Inspections	18	<b>18</b>
			Flea Inspections	0	<b>0</b>
<b>Enforcement</b>			Defective Plumbing Inspections	24	<b>24</b>
Admin. hearing	0	<b>0</b>	Broken Sewer Line Inspections	4	<b>4</b>
			Unsanitary Living Condition Inspections	14	<b>14</b>
Risk Control Plan	0	<b>0</b>	Beg Bug Material Provided	3	<b>3</b>
			Miscellaneous Inspections	0	<b>0</b>
<b>Plan Review Applications</b>					
FSO/RFE Plans Received	20	<b>20</b>	<b>Smoking</b>		
FSO/RFE Plans Approved	9	<b>9</b>	Complaints Received	2	<b>2</b>
FSO/RFE Plans Rejected	9	<b>9</b>	Complaints Finished	0	<b>0</b>
<b>Courtesy Evaluations</b>			School Env. Inspections	0	<b>0</b>
Food Site Evaluations	0	<b>0</b>			
Institutions	0	<b>0</b>	Healthy Home Inspections	0	<b>0</b>
<b>Food Safety Training</b>			Transient Accomodations	0	<b>0</b>
ServSafe Training Classes	0	<b>0</b>			
PIC Training Clases	0	<b>0</b>			
<b>Additional</b>					
Street & Sidewalk permit	0	<b>0</b>			

Environmental Waste Program	January	2019 Total	Technical Environmental Program	January	2019 Total
<b>Junk Vehicles</b>			<b>Rabies</b>		
Junk Vehicle Complaints, New	68	<b>68</b>	Investigation	32	<b>32</b>
Junk Vehicle Re-Investigations	73	<b>73</b>	Re-investigation	51	<b>51</b>
Junk Vehicle Complaints Closed	42	<b>42</b>			
Junk Motor Complaints Refer to Tow	17	<b>17</b>	<b>Swimming Pool</b>		
			Inspections	17	<b>17</b>
<b>Open Dumping</b>			Complaint Investigation	1	<b>1</b>
Open Dumping Complaints, New	0	<b>0</b>	Sampling	0	<b>0</b>
Open Dumping Re-Investigations	10	<b>10</b>	Re-inspection	0	<b>0</b>
Open Dumping Complaints Closed	3	<b>3</b>	Complaint Re-investigation	1	<b>1</b>
<b>New Complaints Received (Total)</b>	68	<b>68</b>	<b>Sewage</b>		
<b>Complaints Finished (Total)</b>	62	<b>62</b>	Inspections	60	<b>60</b>
			Investigation	19	<b>19</b>
<b>Infectious Waste</b>			Completed	14	<b>14</b>
IW Treatment Facility Inspections	0	<b>0</b>	<b>Re-inspection</b>	7	<b>7</b>
IW Large Quantity Generator Inspect.	3	<b>3</b>	<b>Sampling/Recorder</b>	42	<b>42</b>
IW LQG Re-Inspections	0	<b>0</b>			
IW Complaints	0	<b>0</b>	<b>Mosquito</b>		
			Complaint Investigation	0	<b>0</b>
<b>Landfill/Transfer Station/Compost</b>			Monitoring/Sampling	0	<b>0</b>
Closed Landfill Inspections	0	<b>0</b>	Sampling/Recorder	0	<b>0</b>
Transfer Station Inspections	0	<b>0</b>	Complaint Re-investigation	4	<b>4</b>

Compost Facility Inspections	0	4			
			<b>Sewer baiting</b>		
<b>Tires</b>			Rodent Baiting	282	<b>282</b>
Tire Storage Facility Inspections	0	0	Complaint Investigation	178	<b>178</b>
Tire Storage Facility Re-Inspections	0	0	Complaint Re-investigation	58	<b>58</b>
			Recorder	9	<b>9</b>
<b>Body Art</b>					
Body Art Inspections	1	1	<b>Contracts</b>		
Body Art Re-Inspections	0	0	Inspections	25	<b>25</b>
Body Art Plans Received	1	1	Complaint Investigation	1	<b>1</b>
Body Art Plans Approved	0	0	Complaint Re-investigation	3	<b>3</b>
Body Art Licenses Issued (New)	0	0			
Body Art Temp License Issued	1	1	<b>Vectorborne Disease</b>		
Body Art Complaints	0	0	Complaint Investigation	1	<b>1</b>
			Complaint Re-investigation	0	<b>0</b>

### **Cincinnati Vital Records and Statistics Program**

#### **Monthly Dashboard January 2019**

Kiosk Birth Certificates Sales	1694
Kiosk Death Certificates Sales	86
Web Birth Certificates Sales	1095
Web Death Certificates Sales	1449
Kiosk total payment Amount	\$39,740.00
Web Total Payment Amount	\$63,882.00

\*Monthly dashboard is not an account of dollars paid thru the fiscal department and does not reflect refunds, mail, vouchers payments and Vital Chek payments.

Program goals and program dashboard

Goal 2: Quality improvement activities related to identified gaps

The program has a very low response rate (4.8%) for customers completing surveys who use the kiosk and we implemented several measures to increase the response rate.

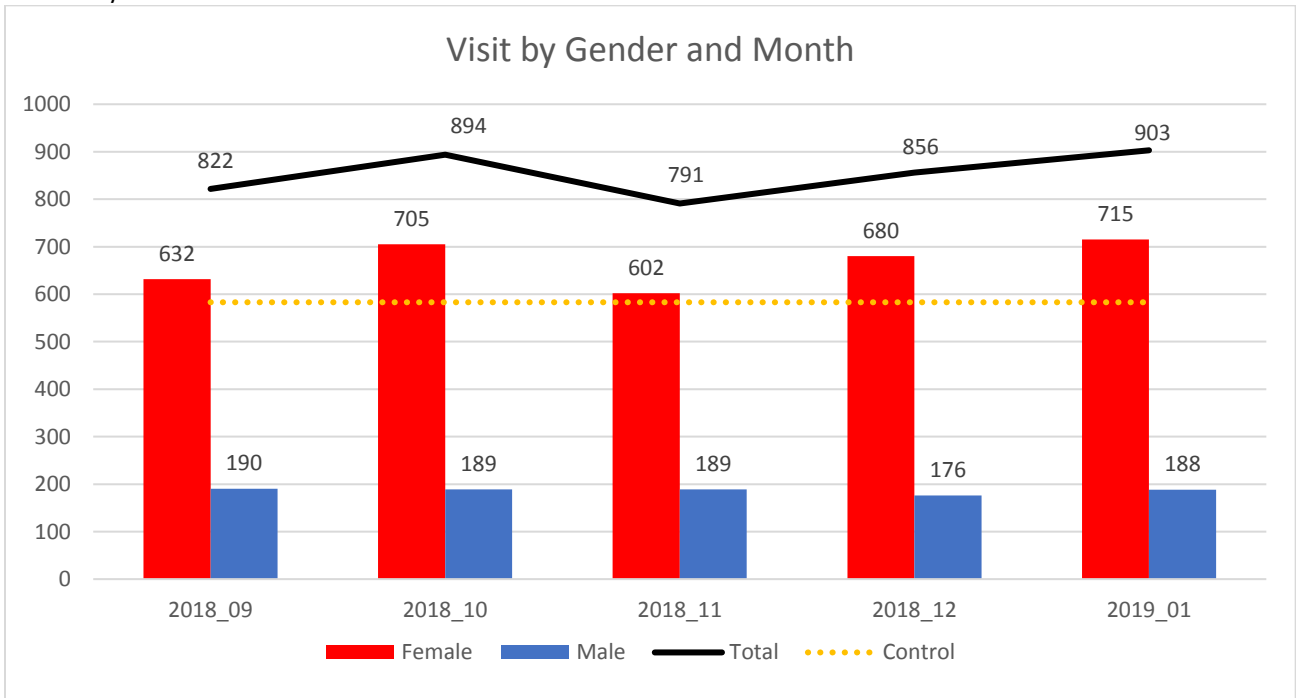
- Combined the customer feedback survey with the complaint form
- Modified the questions
- Paper surveys being completed onsite after service is rendered

**Division of Family Health**

**Reproductive Health and Wellness Program (RHWP)**

- The RHWP team has started a series of reproductive health and healthy relationship classes with a group of women at the Central Court Clinic that will last through the month of February
- We are currently in the process of renewing several contracts and agreements with partners, and anticipate continuation of all of these partnerships.
- The RHWP is facilitating a Nexplanon training on March 11th, and there are a few spots available. Any NP or MD who has not been trained and would like to be should contact Martha at martha.walter@cincinnati-oh.gov as soon as possible.

Figure 1. Visits by Gender and month



FY18/19 Visits with Men: 932  
 FY18/19 Visits with Women: 3,334  
 FY18/19 Visits Combined: 4,266  
 FY18/19 Control Visits: 2,915  
 FY18/19 Visits as % of Control Total: 146.35%

Figure 2. Long-acting reversible contraception provision by month.

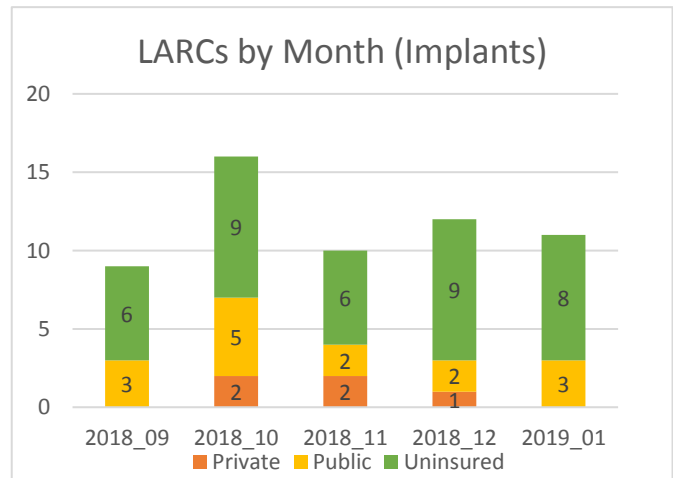
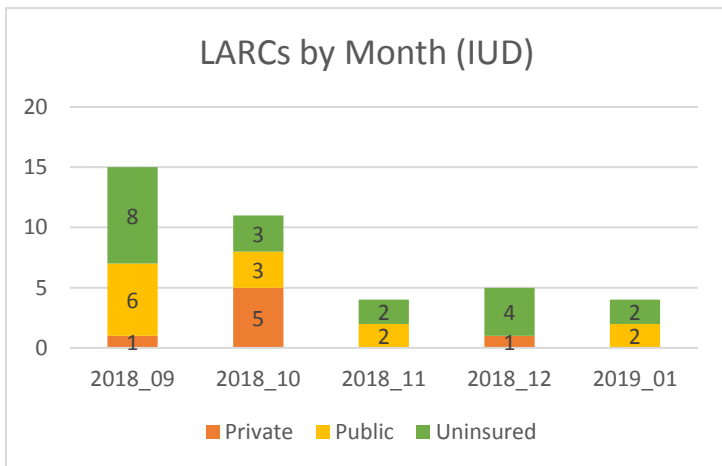
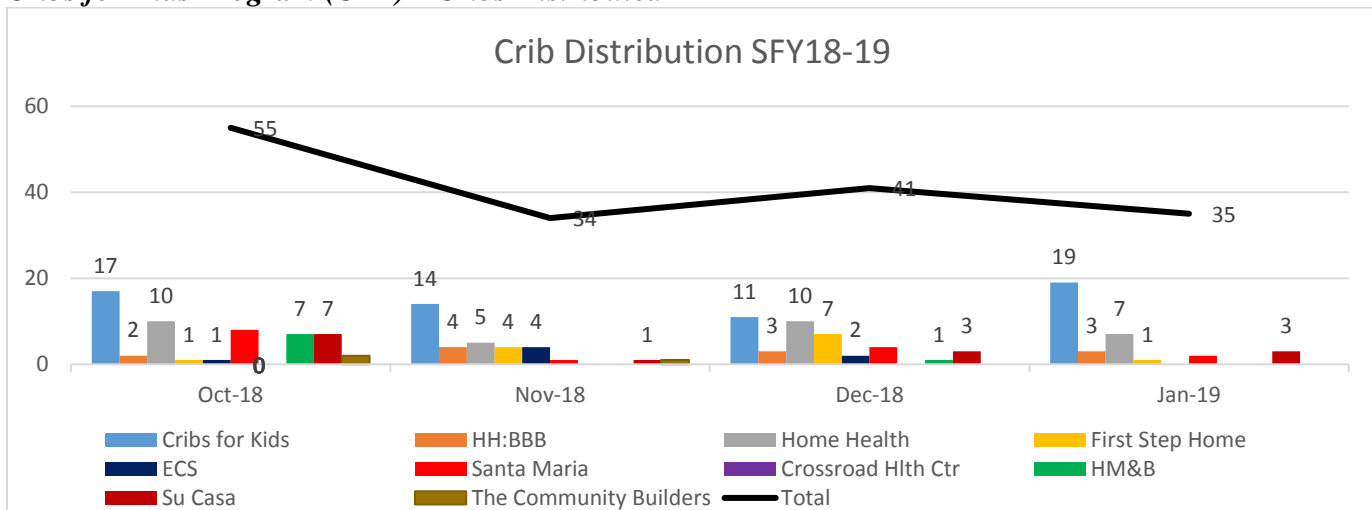


Table 1. Selected Demographic Characteristics of Unduplicated Patients

	Female	% in col.	Male	% in col.	Total	% in col.
<b>Race</b>						
AI/AN	5	0.93%		0.00%	5	0.72%
Asian	6	1.12%	1	0.65%	7	1.01%
Black	424	78.96%	120	77.42%	544	78.61%
PI/HN	2	0.37%		0.00%	2	0.29%
Unknown	13	2.42%	1	0.65%	14	2.02%
White	87	16.20%	33	21.29%	120	17.34%
<b>Ethnicity</b>						
Hispanic	137	20.33%	6	3.73%	143	17.13%
Non-Hispanic	537	79.67%	155	96.27%	692	82.87%
<b>Income</b>						
<=100% FPL	524	77.74%	118	73.29%	642	76.89%
101-249% FPL	150	22.26%	43	26.71%	193	23.11%
<b>Insurance</b>						
Private	55	8.16%	24	14.91%	79	9.46%
Public	313	46.44%	31	19.25%	344	41.20%
Uninsured	306	45.40%	106	65.84%	412	49.34%
<b>Age</b>						
>=17	28	4.15%	2	1.24%	30	3.59%
18 to 44	577	85.61%	119	73.91%	696	83.35%
44<	69	10.24%	40	24.84%	109	13.05%
<b>Limited English</b>						
	157	23.29%	3	1.86%	160	19.16%
<b>Total</b>	<b>674</b>	<b>100.00%</b>	<b>161</b>	<b>100.00%</b>	<b>835</b>	<b>100.00%</b>

**Cribs for Kids Program (C4K) – Cribs Distributed**



\*There is slight decline in crib distribution due to weather/transportation issues during winter months. The C4K coordinator conducts home visits when families are unable to get to the CHD to pick up the crib.

\*New partnerships with Cradle Cincinnati Connections and UCMC; both pending.

\*C4K program coordinator is working to develop a local Cribs for Kids Facebook page.

### ***Children with Medical Handicaps (CMH)***

Working together as one entity to maintain the health of our Cincinnati citizens is crucial. This is what the Cincinnati Health Department strives to do daily. Our mission to achieve health equity and improve the health and wellness of all who live, work and play in Cincinnati was depicted recently with both the Children with Medical Handicap and School and Adolescent Health programs. The email message below said it all:

*Hello Everyone,*

*I wanted to share this with you all. It touched my heart, especially since I am caring for children with diabetes. There was a story on the news about a woman who died because she could not get her insulin. I am so grateful to be used to assist my families who have children with diabetes. I have made sure that each of them have been signed up for CMH (formerly BCMH). When I learned that one of my families was not signed up, I immediately took action. I am happy for Esther Forde for assisting me with this. I am glad that we were able to get my student with diabetes signed up and everything has been approved. The mother of the child is happy and expressed her appreciation to me today when I called her, regarding her daughter's high blood glucose and ketones. -PHN in the School and Adolescent Program*

This is proof of the strength in unity. We are stronger together than apart. Small continual steps leads to big accomplishments for the patients and clients we serve each day.

### ***Men's Health***

- City Gospel Mission January 15th - 29<sup>th</sup>
- Men's Health Navigation- KNOW YOUR Numbers – Planning Phase Ongoing
- Your Inspiration Health Host - Radio 1050 Inspiration (Mercy Health) until April 2019
  - Dr. Stevens of Mercy Topic: Lung Cancer 1/25.2019
  - Tyran Stalling D.A.D. Program 1/18/2019
  - Dr. Weaver of Mercy Topic: Mammograms 1/7/19

### ***Substance Use/Addiction***

#### *Medication Assisted Treatment:*

Final selection for the HRSA MAT health counselor position made. Candidate is moving through the hiring process. Will identify pilot site to implement MAT in February.

#### *Overdose Fatality Review:*

CHD participates in the Overdose Fatality Review workgroup at Hamilton County Public Health. This review committee examines recent overdose death records to make recommendations on prevention and intervention. Currently, we are also partnering on developing an overdose fatality interview tool to be administered to the relative of the decedent.

#### *Safe Places Cincy:*

Planning "Safe Places Cincy" project for the CHD health centers.

- Hybrid modeled after the Manchester, NH fire "safe stations" program offered to those seeking substance use treatment.

- Goal: To provide health and behavioral health support to those seeking refuge from substance use disorder. To enable the individual to safely be transported to a local treatment provider while minimizing the time from the point entry into the CHD health center and the assessment appointment at the chosen treatment program.
- The concept of using a strike team approach in all of the CHD FQHCs will allow for a first response team to be activated and respond appropriately.
- Protocols are established including Narcan protocol, policy and procedures for the clinic process, and partner identification.
- Training date for CHD staff is February 5, 2019. Goal for implementation is mid-March.

*Syringe Exchange Program:*

Working with partners to expand syringe exchange services to Over the Rhine (OTR) in Cincinnati. The goal is to have that site ready by summer 2019.

Removing the “cap” for number of syringes that can be exchanged due to recommendations by Center for Disease Control and Prevention. Anyone can exchange any number of syringes on a 1:1 basis.

January 2019 Syringe Exchange Program Totals

Month	Visits	New Visits	Return Visits	Syringes Exchanged	Narcan (doses)	Testing		Reactive Tests		Pregnancy Testing*	Treatment Referral	Medical Referral	Other Referral	Hep A/B Vacc
						Hep C	HIV	HCV+	HIV+					
January '19	1,171	146	1,025	28,899	1,314	15	29	7	0	66	0	0	0	0

**WIC**

1. Provided services to approximately 5,025 participants out of 14,797 in the month of January.
2. Provided education for “high weight gain during pregnancy” to 125 or 75% of postpartum participants in January.
3. Caseload in January was 14,797 which is a drop of 120 participants since December.

**WIC story:** During a WIC appointment for a set of twins, around 6 months old, I became concerned that one of them had lost weight since the last appointment. She had weighed 10 lbs. three months ago and weighed 9 lbs. 6 ounces at this appointment. Her weight-for-length decreased from in between the 50-75<sup>th</sup> percentile at her previous appointment to below the 2<sup>nd</sup> percentile on this day.

After re-checking both length and weight to ensure accuracy, I expressed my concerns to their mother. A dietary assessment indicated that she likely was not preparing her daughters formula as prescribed by her physician. The child’s mother also informed me that she had taken her twin to her doctor’s appointments but this child had missed two scheduled appointments and was not up-to-date on vaccines.

After reviewing the appropriate preparation method for the formula with the mother I continued to express my concern with the child’s weight and need to see a doctor. I requested to send a referral to her pediatrician and the mother initially declined and stated that she “did not want to start anything”. After continued encouragement, she agreed to sign a referral as long as the only information included was the child’s height and weight. Honoring the mother’s privacy, I sent the referral to the child’s pediatrician with

only the information she allowed. I also strongly advised the mother to take her in to see a doctor and she reported she would by the end of the day.

As the day went on the entire WIC staff remained concerned about the little girl. We wanted to honor the mother's privacy but also make sure that the child received the medical attention she needed. For that reason I stopped by the pediatrician's office to make sure they received the fax that I sent earlier that day. We later found out that the mother brought the child in the next day to her pediatrician and left from that office in an ambulance to be transported to the hospital for serious medical reasons. The pediatrician reported that the child was on her radar, due to the fax and reminder from us, and that she greatly appreciated the referral.

### ***Division Updates: Grants/Conferences/Presentations***

***Anthony Nixon, Jr., MPH*** has been accepted into the Cincinnati Center for Clinical and Translational Science (CCTST)' Leadership Institute program. His abstract is below:

Title of Project: "Bridging Gaps: A Secondary Analysis of Reproductive Health Services at the Cincinnati Health Department"

Target Population: Patients who have received contraception or other reproductive health services within the Reproductive Health and Wellness Program in the Cincinnati Health Department health centers and School Based Health Centers.

Project Goals: Analyze RHWP Ahlers data to address knowledge gaps in a variety of areas such as family planning, gender equality, STI risk factors, and infant mortality. Perform geographic information system (GIS) mapping with variables overlaying the city of Cincinnati.

Evaluation Plan: Utilize existing data to understand the utilization rates of LARCs, addressing geographic variation and use specific variables to examine gaps in various populations. Data will be used to improve the overall health and well-being of women and men by promoting healthy lifestyles and connecting reproductive health resources.

***Jennifer L. Mooney, PhD, MS*** submitted an abstract to the Ohio Opiate Conference in June 2019. Dr. Mooney will help deliver a workshop called, Integrating women's health into substance use treatment. A holistic approach to recovery. The description of the workshop is below:

The integration of women's health services into treatment centers helps usher in a holistic approach to care that bridges the gaps in medical services often not paired with traditional substance abuse and mental health treatment. Across the State of Ohio, there are several working models to bring women's health services into the realm of substance abuse treatment centers and to women struggling with addiction. From Title X clinics, daily dosing centers, inpatient detox centers, residential and even to the municipal court house, there are patient centered interventions to provide the breath of women's health services to this vulnerable population. Providers from Cleveland, Cincinnati and Columbus come together to present a panel on programs that are being piloted across the state to reach women in treatment or addicted with the full scope of women's health services. This panel discussion will present the current initiatives, provide an in-depth look at some of the hard lessons that have been learned along the way and plans for next steps.

## **Division of School Health**

Data Reflects January 1 – January 31, 2019


School Based Health Centers	
Total Medical Visits School Based Health Centers	2765
Vaccines Administered	1304
Medicaid Rate %	65.1%
Private Insurance Rate	4.1%
Uninsured Rate	29.7%

Schools with CHD Nursing Staff on Site					
	Medical	Vision	Dental	Hearing	Total
Health Office Visits/ 911	7211*/0				
Screenings		528	581	797	1906
Routine Exams		79	117		
Referrals	104	184	226	24	538
Referrals Completed	21	73	118	0	212
Referrals Incomplete	83	111	108	24	326
Referrals In-process			0		
Referrals % Complete	20.19	39.67	52.21	0	39.4
Referrals % Serviced			52.21		

Asthma Control Test (ACT) Scores Reported in Last 365 Days			
Students With ACT	Poorly Controlled (<=19)	Well Controlled (=>20)	Well Controlled %
3094	525	2569	83%

Immunization Compliance Statistics					
	SBHC Sites	CHD RN Site	CPS SHA Site	Non-CHD Schools	Total
Immunization % Compliant	89.98%	91.13%	88.81%	65.68%	87.04%

\*statistics impacted by students transferring into and out of the District



Aiken High School Principal Lisa Votaw and Resource Coordinator Dana Bierman hosted Kelly Nelson and Kanika Harris from the American Public Health Association in Washington, DC to discuss next steps in the “Integrating Public Health Prevention in Schools” project underway at three high schools: Aiken, Taft IT, and Withrow. CHD School Based Health Center staff members at the schools are co-leading the process. Staff attending include Aiken’s Katie Harmon, DNP, Nova Watson, BSN, and Frankie Rapuano; Withrow’s Dianne Hess, PNP; Taft IT’s Judi Segbefia, FNP and Angie Martin, MA, as well as School Health leaders. Other partners participating included Francie Wolgin and Susan Sprigg from Interact for Health.

Everyone was greeted with this wonderful sign on the door of the meeting space – “the future site of the next City of Cincinnati Health Department Dental Center.”

### **Division of Primary Care**

Patients seen from 01/01/2019 to 01/31/2019

Health Center	January
AIKEN SBHC	163
AMBROSE CLEMENT	604
AWL SBHC	142
BRAXTON CANN	614
CHILDREN'S HOME	175
CITYLINK DENTAL	41
CITYLINK VISION	43
CREST SMILE	384
ELM ST DENTAL	506
ELM ST.	1070
ETHEL TAYLOR SBHC	35
MILLVALE	671
MILLVALE DENTAL	190
MT AIRY SBHC	162
NORTHSIDE	<u>1009</u>

Health Center	January
NORTHSIDE DENTAL	311
OYLER DENTAL	307
OYLER SBHC	197
OYLER VISION CTR	564
PRICE HILL	1497
PRICE HILL DENTAL	604
RIVERVIEW EAST	156
ROLL HILL ACADEMY	80
RP ACADEMY SBHC	262
TAFT HIGH SCHOOL	162
WALNUT ST CLINIC	18
WESTERN HILLS DEN	464
WESTERNHILLS SBHC	301
WITHROW DENTAL	291
WITHROW HIGH SBHC	285
<b>GRAND TOTAL</b>	<b>10,393</b>

## **PHAB Accreditation Update**

Currently, we are waiting for the PHAB Accreditation Committee to meet on March 21, 2019, for their final decision of our accreditation status. Though we hope that we will not have to provide an action plan, we have been focusing on areas of improvement identified in the Site Visit Report.

One of the immediate focuses has been on the upcoming Community Health Improvement Plan (CHIP). Last year we worked with the Health Collaborative on the regional Community Health Needs Assessment (CHNA). We are pleased to inform you that the 2019 Community Health Needs Assessment (CHNA) priorities are ready to be shared public at the end of February and now we begin planning the CHIP to identify the top priorities and develop strategies to address them. More information about the CHIP process will be provided during the Board of Health Meeting on February 26, 2019.

We have, also, been working on is Performance Management and Quality Improvement. Once a week we are meeting with division and members of their programs to discuss the program goals, objectives and measures and find out areas that we can improve upon to better our services. We continue to work on ways to better show our programs' accomplishments and work towards continual quality improvement.

We have also met with Communications and Health Promotion staff to form a committee to work on Health Promotions for the department. This also includes working with the Health in All Policies Committee as health equity is a key part in all we do.

Lastly, to address measure 12.3.2 in the PHAB site visit report, a spreadsheet was created to track requests from the Board of Health. This system will hopefully help us organized and accountable when respond to requests from BOH members and documenting our responses.

## **Epidemiology and Evaluation**

### **Infant Vitality Surveillance:**

- As of February 14, 2019, 49 infant deaths in the City of Cincinnati have been provisionally reported for 2018. Of which, 41 infants are African American, 7 are Caucasian and 1 with an Other racial designation.
- As of February 14, 2019, 1 infant death in the City of Cincinnati has been provisionally reported for 2019. Of which, 1 infant is African American, 0 are Caucasian and 0 are Other.
- **PermitStat:**
  - For Building Permit Health review, the total number of applications screened are below.

	<b>1.13.2019 - 2.9.2019</b>
<b>Received</b>	35
<b>Approved</b>	22
<b>Denied</b>	6
<b>Pending*</b>	14
<b>Avg Days</b>	5.7

\* Note: The pending category may include applications that were forwarded to Health, but that do not require actual Health review. Therefore, the number of pending will not exactly match the number received minus (the number approved + number denied).

### **Office of the Health Commissioner**

- January 2-Dr. Judith Van Ginkel from Every Child Succeeds
- January 3
  - Tom West Code Meeting
  - CCPC Executive Board Meeting
  - Amy Bryan from Labcorp
- January 4- Ambrose/Avondale Operating Agreement
- January 7-The Health Collaborative Meeting
- January 8
  - People Working Collaboratively Meeting
  - Speaking Engagement at Downtown Residents Council
- January 9-CCPC Board Meeting
- January 10
  - Steve Sunderland Meeting
  - Home Health Integration Building with CODE
- January 11- Councilwoman Amy Murray Meeting
- January 15-Board of Health Finance Subcommittee Meeting
- January 16
  - Neal and Adam Mayerson Meeting
  - CAA Community Forum
- January 17-St. Vincent de Paul Tour
- January 18-46<sup>th</sup> MLK Celebration Ceremony at University of Cincinnati
- January 21
  - King’s Legacy Breakfast at National Underground Railroad Freedom Center
  - 19<sup>th</sup> Annual “Keep the Dream Alive” Award Ceremony
- January 22
  - Safe Stations Follow-up Meeting
  - Cancer Justice Network Conference
  - Principal Tubbs-Wallace from Rockdale Elementary Meeting

- Board of Health Meeting
- January 29
  - Jamie Berrens from Crossroads Health Center
  - OCHIN Orientation Session
- January 30- Cincy Safe Places Meeting
- January 31
  - Avondale Project Agreement
  - Councilman Greg Landsman and Vanessa White Meeting