



**Date: August 27, 2019**

**To: Board of Health**

**From: Melba R. Moore, MS, CPHA, Health Commissioner**

**Subject: Health Commissioner's Report, Reflects July 2019**

**Acronyms**

- CHD- Cincinnati Health Department
- ODH- Ohio Department of Health
- CCPC- City of Cincinnati Primary Care

**Office of Communication and Governmental Relations**

**Media**

Story Title /	Date	Media Outlet
Cincinnati health officials urging vaccinations in wake of nationwide measles outbreak	July 3	WCPO
LIVE: Cincinnati health officials urging vaccinations in wake of nationwide measles outbreak	July 3	WCPO
Cincinnati Health Department investigates a possible case of measles	July 4	WKRC
Safe Places Cincy links people to recovery services	July 15	WKRC
A Talk with Cincinnati's New Health Commissioner Melba Moore	July 17	WVXU
Here's Your Annual 'How to Handle Heat' Story	July 18	WVXU
After measles scare, Cincinnati tests negative	July 20	WLWT

## Social Media

Outlet	Followers	Impressions
Facebook	2,170	56,752
Twitter	5,203	56,987
Instagram	927	5,597

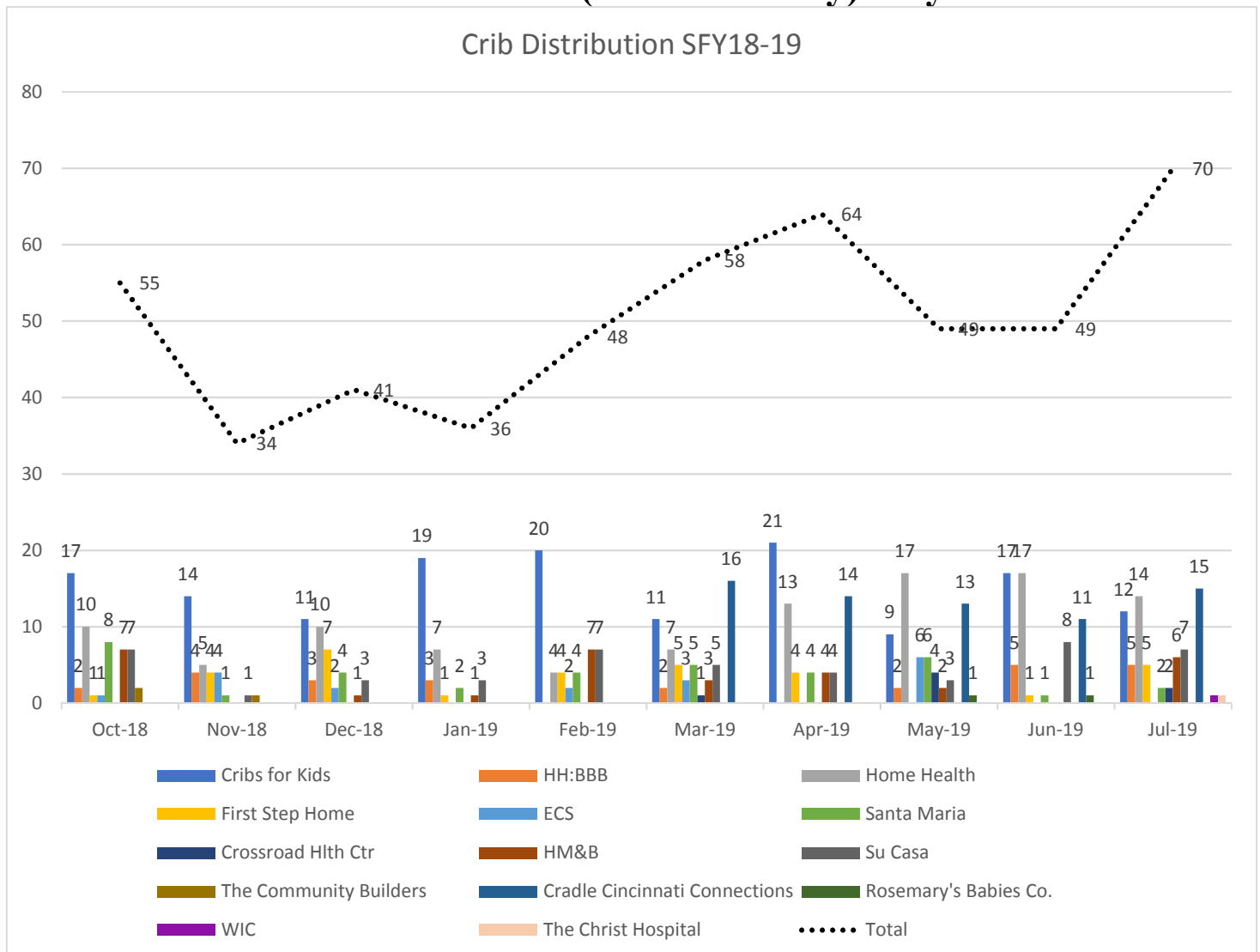
\*Impressions-Total number of times posts have been seen

## Website

23,208 page views with 16,310 unique page views

## Division of Community Health

# Cribs for Kids (Infant Vitality) July



\*Local Cribs for Kids Facebook page approved.

\* New partnership with Bethany House Services.

## July 2019 BOH Report

### Communicable Disease Prevention and Control

- Outbreak investigations
  - Two new outbreaks were reported in July, one dermatological and one gastrointestinal.
  - 5 existing outbreak investigations continued.
- Case investigations
  - In July, completed investigations of 88 cases of probable and confirmed reportable communicable diseases (see Monthly Communicable Disease Surveillance Report, July 2019).
  - This includes 0 additional confirmed cases of Hepatitis A.
  - Ohio had its first measles case for 2019 in July from Stark County (near Akron).
- Surveillance monitoring
  - Monitoring for the sentinel influenza program continues year-round at two health centers: Millvale and Northside.
- Syndromic surveillance through EpiCenter triggered 9 anomalies in July, within the syndrome categories of
  - Class A\* Measles (Under investigation until ruled out)
  - Class A\* Rubella (Found to be in another jurisdiction)
  - Class A\* Plague (Found to be in another jurisdiction)
  - Diarrhea – Watery/Bloody (1)
  - Hemorrhaging (1)
  - Rash (1)
  - Vision (2)
  - Vomiting (1)

\*Class A diseases are typically highly contagious or have the potential for use as an agent of bioterrorism; these need to be reported to the health department by phone immediately and immediately investigated by the health department.

3 anomalies were found to need public health investigation, and none public health intervention by CHD.
- Meetings and Events
  - Worked with the SWOPHR's Regional Epidemiologists and Disease Investigators (REDI) Group's Measles Pre-Event Planning subcommittee, focused on outreach and education.
  - Met with Cincinnati Public School representatives as well as CHD School and Adolescent Health staff on letters to parents how and during a measles outbreak at a school.
  - Continued hepatitis A mass vaccination and education campaign.

**Center for Health Information, Planning and Research (CHIPR) Updates for CHD  
BOH Meeting 8.27.19**

**Epidemiology and Evaluation**

**Infant Vitality Surveillance:**

- As of August 16, 2019, 49 infant deaths in the City of Cincinnati have been provisionally reported for 2018. Of which, 41 infants are African American, 7 are Caucasian and 1 with an Other racial designation.
- As of August 16, 2019, 23 infant deaths in the City of Cincinnati has been provisionally reported for 2019. Of which, 16 infants are African American, 3 are Caucasian, 4 with an Other racial designation.

**PermitStat:**

- For Building Permit Health review, the total number of applications screened are below.

	<b>6.30.2019</b>
	-
	<b>7.27.2019</b>
<b>Received</b>	31
<b>Approved</b>	24
<b>Denied</b>	5
<b>Pending*</b>	21
<b>Avg Days</b>	6.2
<b>Staff Review</b>	2

\* Note: The pending category may include applications that were forwarded to Health, but that do not require actual Health review. Therefore, the number of pending will not exactly match the number received minus (the number approved + number denied).

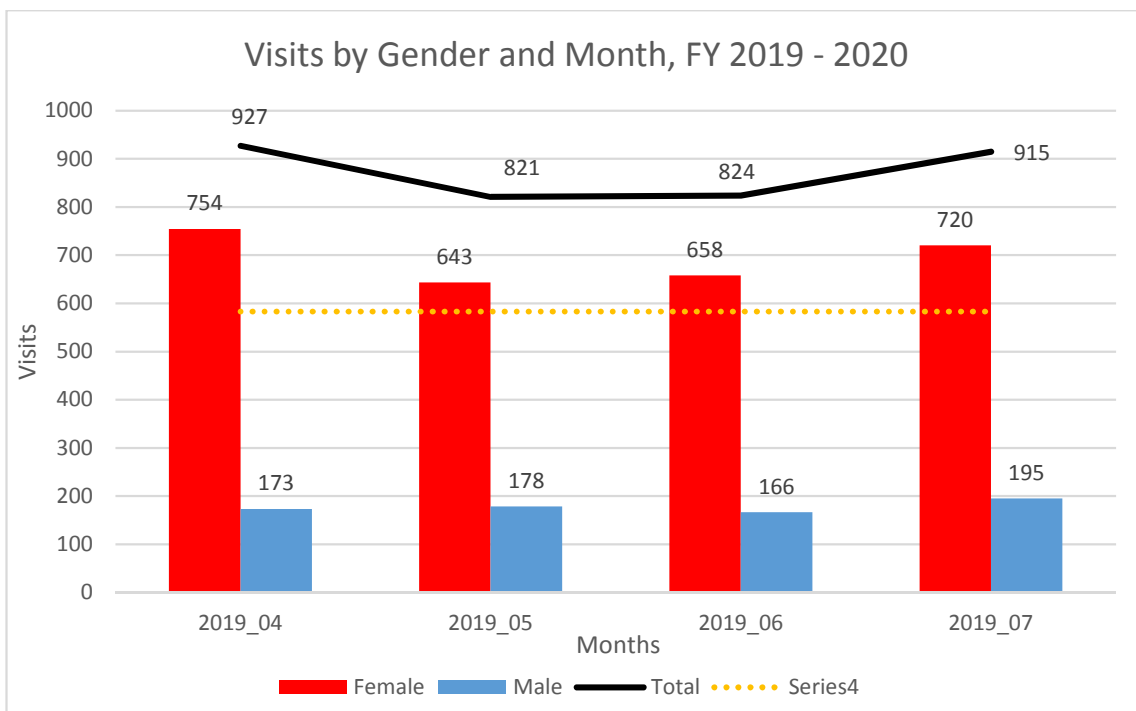
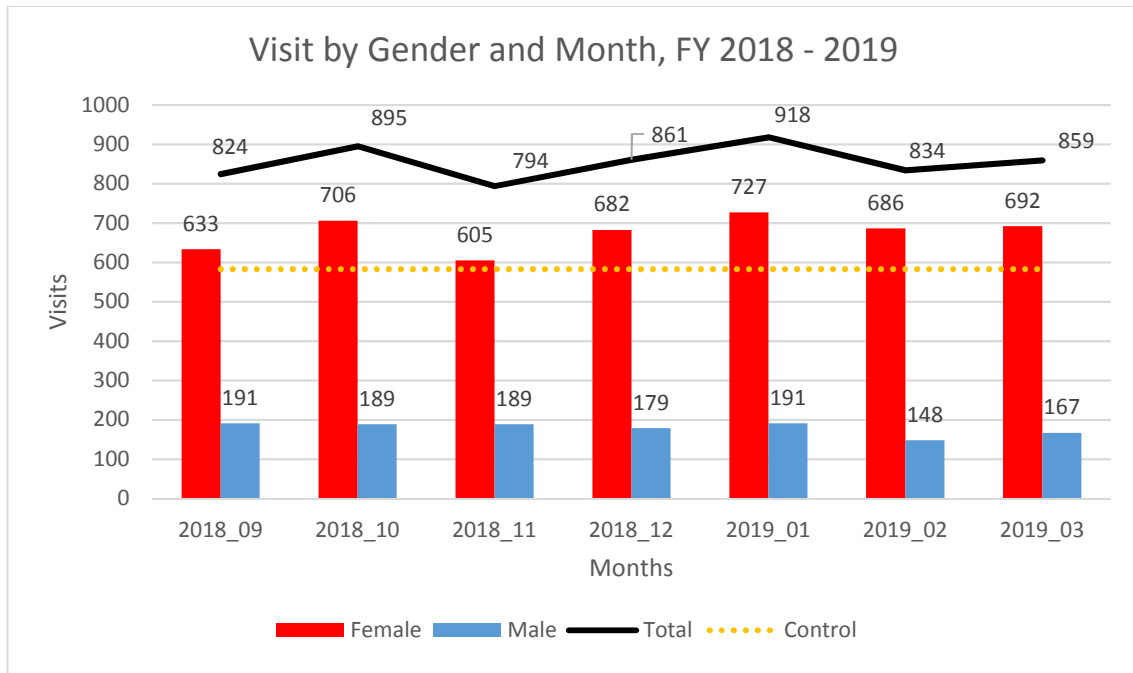
**Epidemiology Data Briefs:**

Data Briefs can be found using the below website.

<https://www.cincinnati-oh.gov/health/community-health-data/epidemiology-data-briefs/>

## Reproductive Health and Wellness Program (RHWP) Data Report: FY 2019 - 2020

**Figure 1.** City of Cincinnati Primary Care Health Center Reproductive Health Visits by Gender and Month



FY19/20 Visits with Men: 712 patients

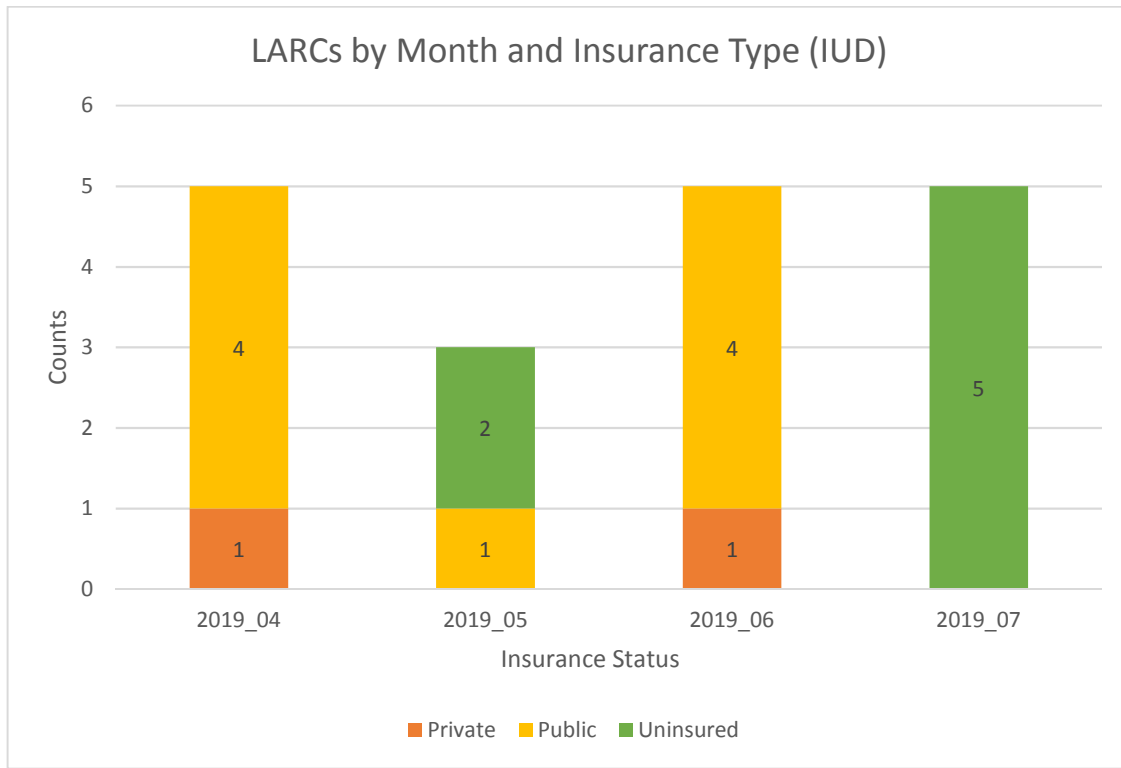
FY19/20 Visits with Women: 2,775 patients

FY19/20 Visits Combined (men/women): 3,487 patients

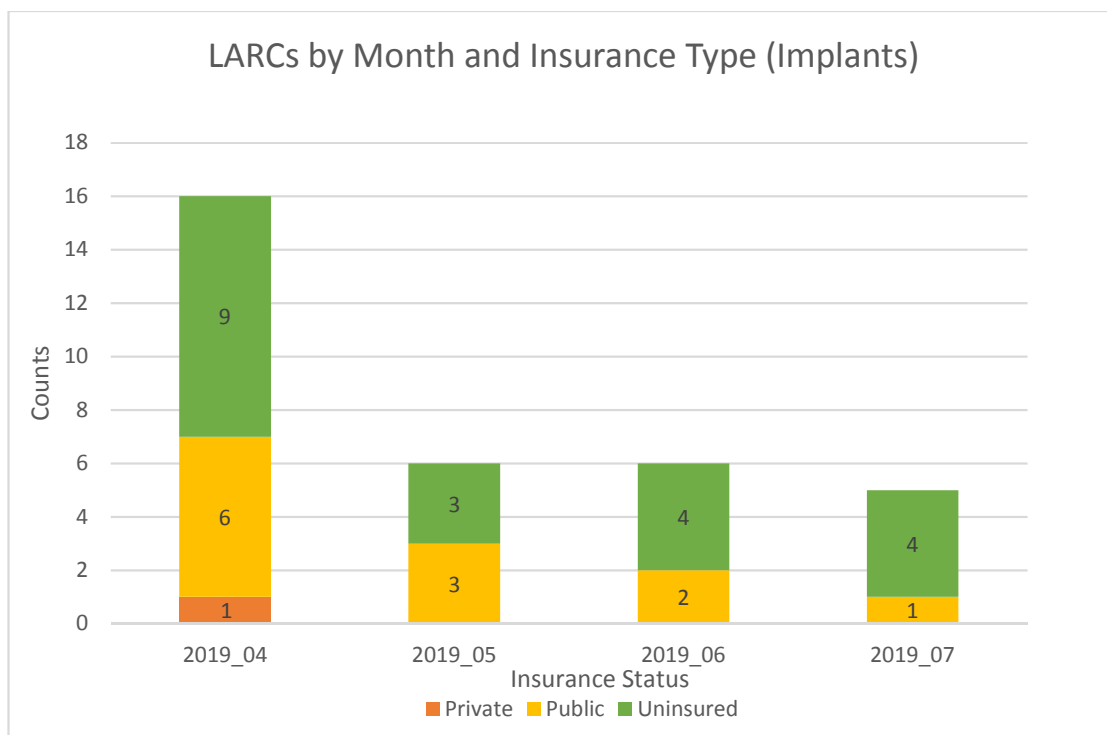
FY19/20 Control (Expected) Visits: 2,332 patients

FY19/20 Visits as % of Control Total: 149.52%

**Figure 2.** Long-acting Reversible Contraception (LARC) (Intrauterine device) provision by Month and Insurance Type for patients seen at our City of Cincinnati Primary Care Health Centers



**Figure 3.** Long-acting Reversible Contraception (LARC) (Implants) provision by Month and Insurance Type for patients seen at our City of Cincinnati Primary Care Health Centers



**Table 1.** Selected Demographic Characteristics of Unduplicated RHWP Patients, July 2019

	Female	% in col.	Male	% in col.	Total	% in col.
<b>Race</b>						
AI/AN	10	1.51%		0.00%	10	1.21%
Asian	7	1.06%	1	0.60%	8	0.97%
Black	406	61.33%	130	77.84%	536	64.66%
PI/HN	3	0.45%		0.00%	3	0.36%
Unknown	31	4.68%	3	1.80%	34	4.10%
White	205	30.97%	33	19.76%	238	28.71%
<b>Ethnicity</b>						
Hispanic	148	22.36%	5	2.99%	153	18.46%
Non-Hispanic	514	77.64%	162	97.01%	676	81.54%
<b>Income</b>						
<=100% FPL	475	71.75%	103	61.68%	578	69.72%
101-249% FPL	187	28.25%	64	38.32%	251	30.28%
<b>Insurance</b>						
Private	51	7.70%	17	10.18%	68	8.20%
Public	294	44.41%	34	20.36%	328	39.57%
Uninsured	317	47.89%	116	69.46%	433	52.23%
<b>Age (years)</b>						
>=17	27	4.08%	2	1.20%	29	3.50%
18 to 44	554	83.69%	133	79.64%	687	82.87%
44<	80	12.08%	32	19.16%	112	13.51%
<b>Limited English</b>						
Yes	163	24.62%	2	1.20%	165	19.90%
<b>Total</b>	<b>662</b>	<b>100.00%</b>	<b>167</b>	<b>100.00%</b>	<b>829</b>	<b>100.00%</b>

\* Reproductive health data is based on services as part of the Title X grant provided by our City of Cincinnati Primary Care Health Centers.

### **Accreditation**

#### *PHAB Action Plan Update:*

On July 23, 2019, the Cincinnati Health Department received word from the PHAB Accreditation Committee that the Action Plan we submitted was approved. The health department must submit documentation (into e-PHAB) that it has implemented the Action Plan within a year from this date. Once submitted, it will be reviewed for an accreditation decision by the Accreditation Committee. We will then be notified of the final decision of the Accreditation Committee.

We have twelve measures (12) measures, in seven (7) different domains, which we are required to address. Work has already begun in several of the measures and some measures will require work that will be ongoing over the next several months. Activities in three (3) of the measures are near completion and documentation has been gathered. Staff will continue to work to make sure all tasks are completed in the required timeframe.

## *Cincy CHIP Update:*

The Cincy CHIP Steering Committee met on July 30, 2019 to review the progress of the Action Teams. From that meeting, it was decided that another meeting would be scheduled for Friday, August 23, 2019 to provide additional guidance to two (2) of the action teams. The Action Teams continue to work on development of strategies and activities to be carried out over the next three (3) years.

### **Quality Improvement/ Quality Assurance**

#### **CCPC Performance Analysis - Diabetes A1c > 9**

The Federal government's Bureau of Primary Health Care (BPHC) and the Health Resources Service Administration (HRSA) recently began working with all Federally Qualified Health Centers (FQHC) to establish Action Plans that will improve the health of patients diagnosed with Diabetes. During the HRSA Operational Site Visit June 6, 2019, CCPC established the following three Action Plans that will focus on our poorly controlled diabetic patients:

1. Increase non-provider visits (ie. RNs, Pharmacists) visits for diabetic patients with an A1c >9.
2. Increase the percentage of patients who have an A1c > 9 who have also received 3 educational/outreach contact attempts (ie. Letters, phone calls) outside of provider visits.
3. Increase the percentage of patients with an A1c >9 who receive point of care A1c testing (result during visit) according to a standardized protocol.

As part of the action plan, CCPC recently selected and will submit to HRSA the following interventions for each action item:

- 1) Increase non-provider (ex. RNS, Pharmacists etc.) visits for diabetic patients with an A1c >9 from 0% to 20% by July 31<sup>st</sup>, 2020.
  - Establish group visits Ex. Diabetes Empowerment Education Program (DEEP)
  - Establish integrated visits with the health care provider, and the pharmacist
  - Incorporate RN visits
- 2) Increase the percentage of patients with an A1c >9 who have received 3 contact attempts from 0% to 50% by July 31, 2020.
  - Write a standardized protocol/algorithm for outreach to patients with diabetes whose Hgb A1c is > 9.
  - Work with IT to generate a comprehensive list of patients to distribute to the medical nurses for outreach
  - Work with IT to establish a method of data collection that will capture calls placed, and letters sent to the patients.
- 3) Increase the percentage of patients with an A1c >9 who receive POC A1c testing according to a standardized protocol from 0% to 40% by July 31, 2020.
  - Implement the POC standing order
  - Train staff

## Division of Environmental Health Services

### Environmental Events

#### **Special Events licensed & inspected:**

- Westwood 2nd Sunday - 7/13/19
- Crafted Food Festival - 7/20 & 7/21
- Ziegler Park Adult Swim - 7/25/19
- Festival 513 - 7/26 & 7/27
- Cincy Soul - 7/27 & 7/28
- Rollin on The River - 7/28

### Technical Environmental Services (TES)

- Technical Environmental Services filmed two news stories that aired on local television, highlighting our mosquito surveillance and education efforts to combat West Nile Virus.
- Technical also reviewed and approved site design plans for two household sewage treatments systems to be installed in our jurisdiction to replace systems that are currently failing.

### Environmental Waste Unit

- A new Body Art Establishment was licensed.
- The Waste Unit continued to monitor the new Infectious Waste Treatment System (Clean Waste System) at University Hospital.
- The Waste Unit is preparing for the 3 Day Tattoo Convention at the end of the month.
- 

### Miscellaneous

The Director of Environmental Health helped to pass BOH resolution 00084 related to Cincinnati's first Tobacco Retail License Program. The resolution further prohibits the giving or selling of tobacco or paraphernalia to individuals under age 21 and facilitates

Food Safety Program	July	2019 Total	Healthy Homes Program	July	2019 Total
<b>FSO</b>			<b>School Food Inspections</b>		
Inspections	207	<b>1514</b>	RFE/FSO – Class 1	0	<b>12</b>
Reinspections	25	<b>201</b>	RFE/FSO – Class 2	0	<b>11</b>
CCP Inspections	101	<b>610</b>	RFE/FSO – Class 3	0	<b>14</b>
<b>Monthly Total</b>	<b>333</b>	<b>2325</b>	RFE/FSO – Class 4	0	<b>84</b>
			RFE/FSO – CCP	0	<b>84</b>
<b>RFE</b>			RFE/FSO – Mobile		<b>0</b>
RFE Inspections	37	<b>396</b>	<b>* Month Total *</b>	<b>0</b>	
RFE Reinspections	7	<b>51</b>			
RFE Process Review	6	<b>37</b>	FSO/RFE Plans Received	0	<b>4</b>
Variance Verification			FSO/RFE Plans Approved	0	<b>4</b>
<b>Monthly Total</b>	<b>74</b>	<b>437</b>	FSO/RFE Plans Rejected	0	<b>0</b>
<b>FSO &amp; RFE</b>			<b>General Nuisance Complaints</b>		
Complaints – Inspection	40	<b>246</b>	Total Complaints Received	283	<b>1530</b>
Complaints – Reinspection	3	<b>67</b>	Total Complaints Finished	210	<b>1383</b>
<b>Monthly Total</b>	<b>43</b>	<b>313</b>			
			<b>General Nuisance Complaints By Type</b>		
<b>Inspections/License</b>			Mold Inspections	125	<b>460</b>
Temporaries license	44	<b>161</b>	No Heat Inspections	0	<b>82</b>
Temporary day inspections	4	<b>16</b>	No Water Inspections	4	<b>39</b>
Mobile licenses, new	8	<b>30</b>	Roach Inspections	32	<b>179</b>
Mobile inspections	7	<b>51</b>	Rat Inspection	41	<b>162</b>
Vending inspections	3	<b>86</b>	Mouse Inspections	16	<b>116</b>
			Flea Inspections	2	<b>3</b>
<b>Enforcement</b>			Defective Plumbing Inspections	42	<b>191</b>
Admin. Hearing	0	<b>0</b>	Broken Sewer Line Inspections	14	<b>98</b>
			Unsanitary Living Condition Inspections	25	<b>149</b>
Risk Control Plan	0	<b>0</b>	Beg Bug Material Provided	3	<b>26</b>
			Miscellaneous Inspections	0	<b>0</b>
<b>Plan Review Applications</b>					
FSO/RFE Plans Received	21	<b>150</b>	<b>Smoking</b>		
FSO/RFE Plans Approved	11	<b>80</b>	Complaints Received	1	<b>15</b>
FSO/RFE Plans Rejected	8	<b>76</b>	Complaints Finished	2	<b>25</b>
<b>Courtesy Evaluations</b>			School Env. Inspections	19	<b>154</b>
Food Site Evaluations	2	<b>16</b>			
Institutions	0	<b>0</b>	Healthy Home Inspections	0	<b>0</b>

<b>Food Safety Training</b>			Transient Accommodations	0	<b>23</b>
ServSafe Training Classes	1	<b>4</b>			
PIC Training Classes	1	<b>4</b>			
<b>Additional</b>					
Street & Sidewalk permit		<b>2</b>			

<b>Environmental Waste Program</b>	<b>July</b>	<b>2019 Total</b>	<b>Technical Environmental Program</b>	<b>July</b>	<b>2019 Total</b>
<b>Junk Vehicles</b>			<b>Rabies</b>		
Junk Vehicle Complaints, New	92	<b>582</b>	Investigation	56	<b>319</b>
Junk Vehicle Re-Investigations	89	<b>576</b>	Re-investigation	62	<b>410</b>
Junk Vehicle Complaints Closed	62	<b>402</b>			
Junk Motor Complaints Refer to Tow	15	<b>144</b>	<b>Swimming Pool</b>		
			Inspections	232	<b>500</b>
<b>Open Dumping</b>			Complaint Investigation	187	<b>323</b>
Open Dumping Complaints, New	2	<b>13</b>	Sampling	381	<b>724</b>
Open Dumping Re –Investigations	12	<b>52</b>	Re-inspection	17	<b>33</b>
Open Dumping Complaints Closed	2	<b>20</b>	Complaint Re-investigation	14	<b>64</b>
New Complaints Received (Total)	94	<b>680</b>	<b>Sewage</b>		
Complaints Finished (Total)	79	<b>473</b>	Inspections	1	<b>232</b>
			Investigation	0	<b>87</b>
<b>Infectious Waste</b>			Completed	0	<b>110</b>
IW Treatment Facility Inspections	2	<b>18</b>	Re-inspection	2	<b>56</b>
IW Large Quantity Generator Inspect.	9	<b>72</b>	Sampling/Recorder	2	<b>248</b>
IW LQG Re-Inspections	0	<b>0</b>			
IW Complaints	0	<b>0</b>	<b>Mosquito</b>		
			Complaint Investigation	5	<b>23</b>
<b>Landfill/Transfer Station/Compost</b>			Monitoring/Sampling	147	<b>271</b>
Closed Landfill Inspections	0	<b>2</b>	Sampling/Recorder	8	<b>32</b>
Transfer Station Inspections	0	<b>2</b>	Complaint Re-investigation	10	<b>61</b>
Compost Facility Inspections	0	<b>2</b>			
			<b>Sewer baiting</b>		
<b>Tires</b>			Rodent Baiting	34	<b>1187</b>
Tire Storage Facility Inspections	0	<b>37</b>	Complaint Investigation	9	<b>732</b>
Tire Storage Facility Re-Inspections	0	<b>18</b>	Complaint Re-investigation	9	<b>280</b>
			Recorder	9	<b>491</b>
<b>Body Art</b>					
Body Art Inspections	1	<b>45</b>	<b>Contracts</b>		
Body Art Re-Inspections	0	<b>4</b>	Inspections	28	<b>186</b>
Body Art Plans Received	0	<b>1</b>	Complaint Investigation	3	<b>17</b>
Body Art Plans Approved	0	<b>2</b>	Complaint Re-investigation	1	<b>9</b>
Body Art Licenses Issued (New)	1	<b>3</b>			
Body Art Temp License Issued	1	<b>3</b>	<b>Vectorborne Disease</b>		
Body Art Complaints	0	<b>1</b>	Complaint Investigation	3	<b>18</b>
			Complaint Re-investigation	3	<b>19</b>

**Healthy Communities  
Creating Healthy Communities Program  
AUGUST BOH Report  
July 1, 2019 – July 31, 2019**

The Creating Healthy Communities Program currently has 2 vacancies that are in different stages of being filled:

- Healthy Eating Coordinator – Malika Smoot – Start date August 27, 2019
- Health Program Manager – Position accepted awaiting start date

### **Healthy Communities**

#### **Creating Healthy Communities and Evaluation Subcommittee Report**

##### **Goals for 2019: *Community Health Analysis and Group Evaluation (CHANGE) Tool Assessment***

- The Evaluation Subcommittee will soon be gearing up to conduct the CHANGE Tool Assessment. The CHANGE Tool Assessment was conducted in 2015 and identified the policy, systems, and environmental changes in each of the focus communities as a baseline. In 2019, we will conduct the CHANGE Tool Assessment to compare the changes that have taken place – Ongoing

#### **Active Living Subcommittee Report**

##### **Goals for 2019 - 2020: *Master Transit Plans***

##### **IMPLEMENTATION GOAL: Bike/Pedestrian/Public Transit Master Plan**

- The new Active Living Coordinator resumed on July 1, 2019
- Active Living Coordinator reviewed a draft of a Bike/Pedestrian/Public survey.
- Active Living Coordinator attended numerous Community Council meetings in order to gauge support for continuing to pursue a Bike/Pedestrian/Public Transit Master Plan.
- Active Living Coordinator attempting to recruit more members to the Active Living Subcommittee.
- Active Living Coordinator will present survey to the Active Living Subcommittee for review and feedback when after meetings with Community Council Executive boards.
- The Active Living Coordinator will begin scheduling dates for walk surveys in priority communities after discussing next steps with Community Council Executive boards and ODH Active living and TA contact.

#### **Tobacco Free Living Subcommittee Report**

##### **Goals for 2019: *Tobacco 21***

##### **IMPLEMENTATION GOAL: Tobacco 21 – Education and Promotion of Policy**

- The Tobacco 21 Working Group continues to work towards the enforcement of Cincinnati's Tobacco 21 policy by December 1, 2019. The Board of Health passed a resolution on the Tobacco Retail License on July 23, 2019.
- The Tobacco Free Living Subcommittee maintains its support for tobacco use prevention and cessation strategies in Cincinnati. These strategies include Tobacco 21, Smoke-Free Multi-Unit Housing policies, Smoke-Free Workplace and Campus policies, STAND anti-tobacco youth groups, promotion of resources to help tobacco users to quit, and community education on the dangers of tobacco use and secondhand smoke.

## Healthy Eating Subcommittee Report

### Goals for 2019: *Farm to Institution*

#### IMPLEMENTATION GOAL: Farm to School Initiatives – Ongoing

- The Healthy Eating (HE) Subcommittee continues to research potential partner lists for Avondale, and potential partnerships for local food procurement and education, and updated the briefing sheet for HE Subcommittee members to take to potential partners for our Farm to School 2019 work to also include due dates, priority communities, and a more clear definition of project aims will resume update at July 10, 2019 CHCC Meeting.
- The Healthy Eating Subcommittee continued to meet with potential community partner organizations about the work they are currently doing to support Farm to School initiatives.
- The Healthy Eating Subcommittee is also seeking other potential avenues of expanding healthy eating habits and behaviors changes.
  - **Expand the *ECE Eats Local* project** to include community garden partners and the number of ECE providers who participate.
  - **Healthy Beverages/Low-Calorie Beverages** – “Water first for thirst” or similar campaigns in priority neighborhoods.
  - **Virtual Market’s** – Addressing major road block with EBT/SNAP benefits that can only be used in person.

#### Men’s Health Program

- Men’s Health Program will continue partnership with Commissioner Moore – Rockdale Academy (Mind, Body and Soul) Topic: Personal Journaling, Financial Literacy, Medical Home and Mental Health. – Ongoing
- Chronic Disease Self-Management Staff updated CDSM plan to include Master Training Course, Leader Training and potential dates workshops at new Ambrose H. Clement Center.

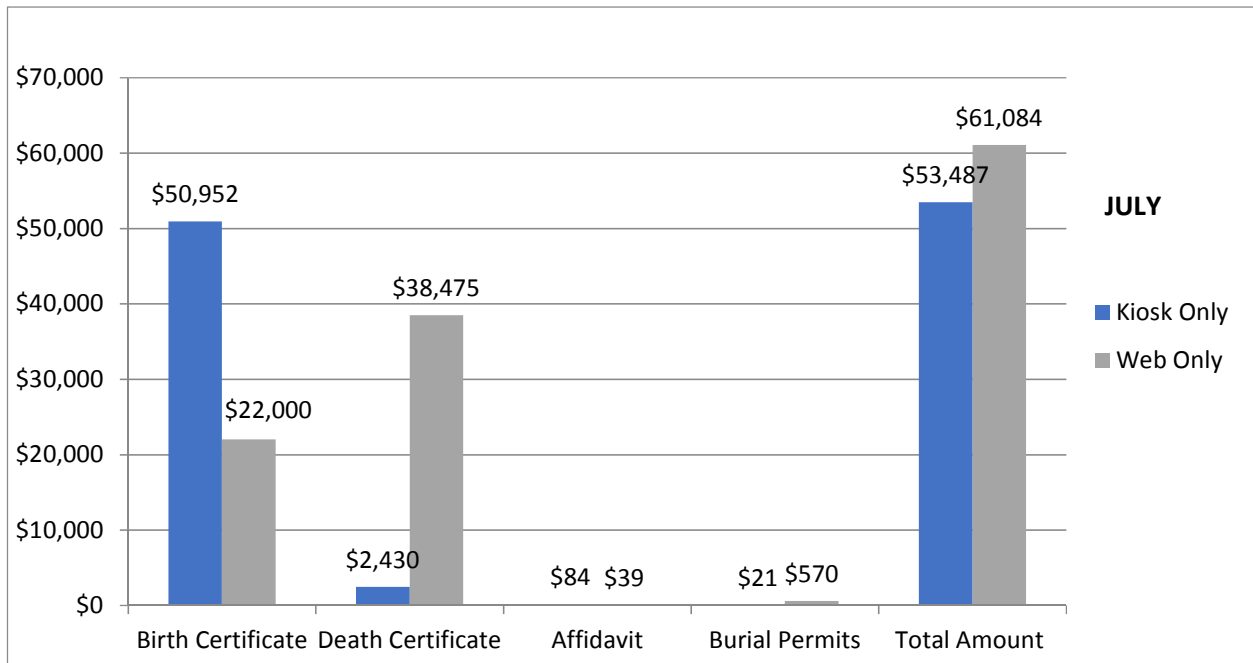
#### Community Engagement

- 2 Mile Walk, free health screening.
- Black Men’s Health Initiative Meeting – A Men’s Health Town Hall Meeting scheduled for August 8, 2019 over 50 individuals attended.
- Avondale Family Health Fair Meeting and Feet in the Street 5K August 10,2019 – Over 300 Men, women and children attended, Services provide: Blood Pressures, BMI, Breast Screening, PSA’s Cholesterol and Glucose.
- Health Care Access Now Meeting – A Great Day To Be a Dad, scheduled in September 2019 - Ongoing

## Cincinnati Vital Records and Statistics Program

### Monthly Dashboard July 2019 Kiosk Birth

Kiosk Birth Certificates Sales	2316
Kiosk Death Certificates Sales	90
Web Birth Certificates Sales	1000
Web Death Certificates Sales	1425
Kiosk total payment Amount	\$53,383
Web Total Payment Amount	\$61,084



## Division of School Health

Data Reflects July 1 – July 31 2019 School Based Health Centers					
Total Medical Visits School Based Health Centers					107
Vaccines Administered					17
Medicaid Rate %					35.5%
Private Insurance Rate					16.8%
Uninsured Rate					43.0%
Schools with CHD Staff on Site (School year to date)					
	Medical	Vision	Dental	Hearing	Total
Health Office Visits/ 911 (incl. vision,dental,hearing)	26*/0				
Screenings		2	0	2	0
Routine Exams		0	0		
Referrals	0	1	0	0	1
Referrals Completed	0	0	0	0	0
Referrals Incomplete	0	1	0	0	1
Referrals In-process			0		
Referrals % Complete	0	0	0	0	0
Referrals % Serviced			0		

Asthma Control Test (ACT) Scores Reported in Last 365 Days			
Students With ACT	Poorly Controlled (<=19)	Well Controlled (=>20)	Well Controlled%
3252	506	2746	84%

Immunization Compliance Statistics					
	SBHC Sites	CHD RN Site	CPS SHA Site	Non CHD Schools	Total
Immunization % Compliant	90.24%	90.87%	90.11%	79.17%	89.04%

\*statistics impacted by students transferring into and out of the District

## Division of Primary Care

### **Patient Counts By Department**

Patients Seen From 07/01/2019 To 07/31/2019

	<b>Distinct Patients</b>	<b># of Visits</b>
CCPC AMBROSE CLEMENT - 63001001	471	576
CCPC AWL DENTAL - 63009002	131	179
CCPC AWL SBHC - 63009001	32	39
CCPC AWL VISION CTR - 63009003	74	83
CCPC BRAXTON CANN - 63006001	634	832
CCPC CHILDREN'S HOME - 63022001	35	37
CCPC CITYLINK DENTAL - 63020002	34	39
CCPC CITYLINK VISION - 63020003	124	125
CCPC CREST SMILE - 63015002	380	509
CCPC ELM ST BH - 63002003	37	44
CCPC ELM ST DENTAL - 63002002	422	502
CCPC ELM ST. - 63002001	1,240	1,577
CCPC MILLVALE - 63005001	623	733
CCPC MILLVALE DENTAL - 63005002	305	377
CCPC NORTHSIDE - 63004001	1,128	1,396
CCPC NORTHSIDE BH - 63004003	48	52
CCPC NORTHSIDE DENTAL - 63004002	291	343
CCPC OYLER DENTAL - 63007002	322	356
CCPC PRICE HILL - 63003001	1,496	1,906
CCPC PRICE HILL DENTAL - 63003002	337	484
CCPC RIVERVIEW EAST - 63018001	30	33
CCPC WALNUT ST CLINIC - 63021001	136	164
CCPC WESTERN HILLS DEN - 63014002	178	220
CCPC WITHROW DENTAL - 63008002	188	273
	<hr/>	<hr/>
	8,696	10,879

### WIC Updates July 2019

1. Provided services to approximately 5,192 participants out of 14,910 in July.
2. Provided education for “high weight gain during pregnancy” to 160 or 88% of postpartum participants in July.
3. Caseload in July was 14,910. This is 93% of our caseload goal of 15,950.
4. WIC held our Farmer’s Market Nutrition Program at Findley Market on July 27, 2019. WIC distributed 272 Fruit and vegetable coupon packets to our participants. The local farmers received approximately \$5,440. It’s a win-win! We have 3 more Farmer Market distribution days for WIC.

## Lead Program Statistics

Total Cases	143
PHLIs 5-9	8
PHLIs 10+	1
Risk assessments	1
Clearances	3
Owner Meetings	7
Compliance checks	14
Cases referred to Legal	0
PIRAs	6
HUD Grant Applications	2

## Center for Public Health Preparedness

### Public Health Preparedness

- Meeting, Grants, and Employee Safety
  - Performed respirator fit testing for 8 Greater Cincinnati Water Works employees.
  - Assisted Office of Environment and Sustainability with audits at two Health Department buildings.
  - Participated in the Hamilton County Local Emergency Planning Committee meeting.
- Training and Exercises
  - Performed our first RAVE Alert test for Health Department Employees.
  - Participated in USPS Biological Detection System tabletop exercise.
- Response Activities
  - Helped plan and supply two hepatitis A vaccination session for Ohio Department of Health Nurses.
  - Worked with Risk Management to perform an indoor Air Quality investigation at Muhlberg.

## Office of the Health Commissioner

- July 1
  - Nancy Carey-Gilead Sciences
  - GCWW Community Engagement RFP
  
- July 2
  - CCPC Executive Board Meeting
  - Russell Hairston Avondale Town Center Meeting
  
- July 3
  - 3119 Union Meeting
  - UC Urban Health Meeting
  - Capability Building & Lean Meeting with Dr. Kotagal
  
- July 8-WXVU Interview
  
- July 12-Board of Health Finance Subcommittee Meeting
  
- July 17
  - Lead Safe Cincinnati Meeting
  - Voice of Your Customer Meeting
  
- July 18
  - Sheila Nared Director of the Trauma Center at Seven Hills
  - Board of Finance Subcommittee Meeting
  
- July 19-Meeka Owens Meeting
  
- July 23-Board of Health Meeting
  
- July 24
  - CODE Union Meeting
  - PTO Meeting with Rockdale Rockets Elementary
  
- July 25
  - Trina Jackson-Hamilton County Office of Re-entry
  - PTO Meeting at Rockdale Elementary
  - Alysia Longmire-Children's Hospital Medical Center Meeting

- July 29
  - Ohio Opioid Awareness Follow-up Meeting
  - Judge Mathias Presentation
  
- July 30
  - Dr. Hooker-Xavier University Meeting
  - Building Healthy Communities Bi-weekly Meeting
  - UC Health Community Advisory Committee
  
- July 31- Caracole Site Tour of Needle Exchange