

Date: May 28, 2019

To: Board of Health

From: Melba R. Moore, MS, CPHA, Health Commissioner

Subject: Health Commissioner’s Report, Reflects April 2019

Acronyms

CHD- Cincinnati Health Department

ODH- Ohio Department of Health

CCPC- City of Cincinnati Primary Care

Office of Communication and Governmental Relations

Media

Story Title / Topic	Date	Media Outlet
The school nurse is often still out as kids' health problems like suicide, allergies soar	April 1, 2019	USA Today
Worker at Cincinnati chili restaurant diagnosed with hepatitis A	April 17, 2019	WLWT
Cincinnati chili worker diagnosed with hepatitis A, health officials warn of exposure	April 17, 2019	Fox19
Cincinnati restaurant worker diagnosed with hepatitis A	April 17, 2019	WKRC
US Chili customers may have eaten food contaminated with hepatitis A	April 17, 2019	WCPO
Anyone at risk for hepatitis A asked to get vaccination	April 18, 2019	WKRC
Chili restaurant customers at risk of getting hepatitis A	April 18, 2019	WLWT
US Chili worker may have exposed others to hepatitis A	April 18, 2019	Enquirer
Cincinnati restaurant patrons advised to get vaccinated	April 18, 2019	Cincinnati Business Courier

Health Officials Push Vaccination, Handwashing As Hepatitis A Cases Continue	April 18, 2019	WVXU
Employee from U.S. Chili May Have Exposed Customers to Hepatitis A	April 19, 2019	CityBeat
Cradle Cincinnati: 2018 infant mortality rate improves but remains far higher for black babies	April 15, 2019	WCPO
Cradle Cincinnati numbers show fewer infant deaths in Hamilton County	April 25, 2019	WKRC
Several city health centers now equipped with prescription drug drop boxes	April 29, 2019	WCPO
Cincinnati Health Department deploys secure disposal containers to collect medications	April 29, 2019	WLWT

Social Media

Outlet	Followers	Impressions
Facebook	2,113	54,814
Twitter	5,173	56,800
Instagram	861	4,918

***Impressions-**
Total number of times posts have been seen

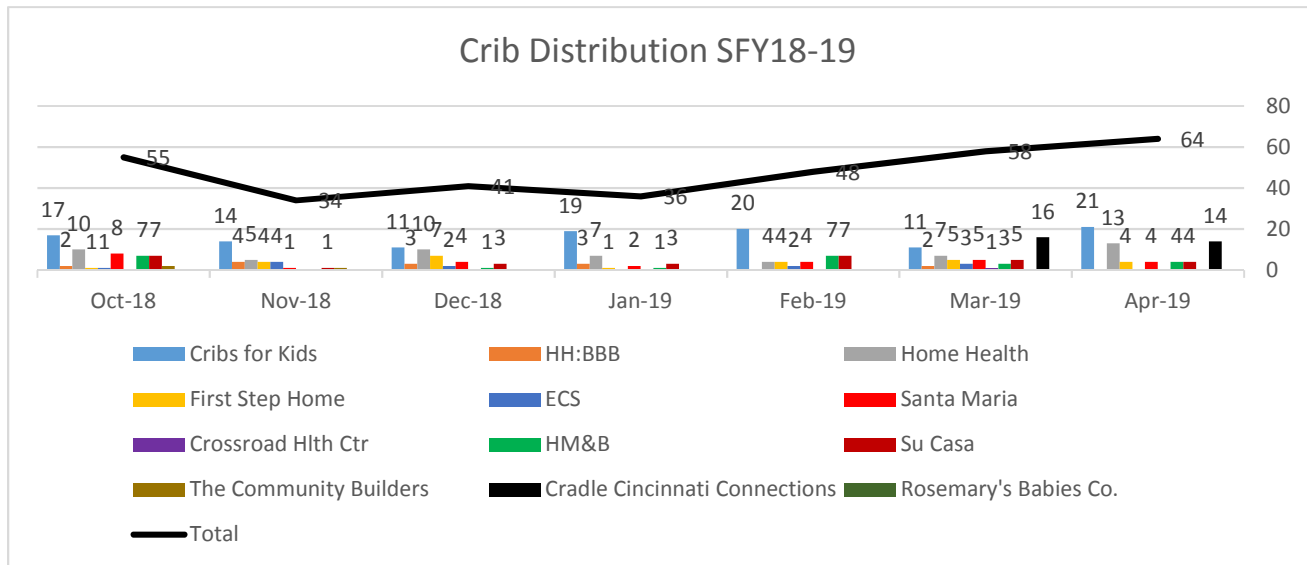
Website

20, 022 page views with 15,418 unique page views



Division of Community Health

Cribs for Kids (Infant Vitality) April 2019



Substance Use/Addiction

Behavioral Health Services

Met with Greater Cincinnati Behavioral Health and the Children's Home about our integrated services at both Northside and Bobbie Sterne Health Centers. Discussed a new funding opportunity from HRSA for \$145,000. Addressed clinical flow and billing concerns.

Harm Reduction Services: Syringe Exchange

MONTHLY TOTALS

Month	Visits	New Visits	Return Visits	Syringes Exchanged	Narcan (doses)	Testing		Reactive Tests		Pregnancy Testing*	Treatment Referral	Medical Referral	Other Referral	Hep A/B Vacc
						Hep C	HIV	HC V+	HIV +					
April 2019	1,097	137	960	30,681	1,406	28	35	14	0	74	2	0	0	73

TOTALS (YTD), January 1, 2019 – May 2, 2019

Year	Visits	New Visits	Return Visits	Syringes Exchanged	Narcan (doses)	Testing		Reactive Tests		Pregnancy Testing*	Treatment Referral	Medical Referral	Other Referral	Hep A/B Vacc
						He p C	HIV	HC V+	HIV +					
2019	4,531	585	3,946	116,617	5,724	84	128	41	1	311	7	5	0	143

*Take-home pregnancy test provided

'Other referral' defined as social services or mental health services

Totals include Hamilton and Clermont Counties and Middletown

Healthy Communities

Creating Healthy Eating Subcommittee Report

Goals for 2019: *Farm to Institution*

IMPLEMENTATION GOAL: Farm to School Initiatives

- The Healthy Eating (HE) Subcommittee discussed recruitment and marketing strategies for the farm to school program. They reviewed a draft marketing flyer and provided feedback.
- The Healthy Eating Subcommittee continued to meet with potential community partner organizations about the work they are currently doing to support Farm to School initiatives.
- The Healthy Eating Subcommittee approved the Farm to Early Childcare program levels of provider engagement, activities/curriculums, and program structure at the May meeting.

Tobacco Free Living (TFL) Subcommittee Report

Goals for 2019: *Tobacco 21*

IMPLEMENTATION GOAL: Tobacco 21 – Education and Promotion of Policy

- The Tobacco Free Living committee continues to support the Tobacco 21 (T21) policy and the committee is being updated on its progress. The first T21 Working Group meeting held on April 25 and the next is scheduled for May 23. Subsequent meetings are planned for the fourth Thursday of every month until November.
- Meetings with Councilwoman Tamaya Dennard's office are now a regular occurrence on the second Thursday of the month to deliver updates on the progress towards implementation of the T21 policy.
- The Tobacco Free Living committee continues to support the STAND group meeting monthly in Winton Hills
- The Tobacco Free Living Committee recommended upgrading the CHCC webpage (particularly the TFL page) to contain useful information on tobacco control programs and resources that can be shared with the community. Members will contribute towards achieving this.
- The Tobacco Free Living committee continues to support smoke-free policy implementation across the city of Cincinnati. Organizations with new smoke-free policies include Housing and Urban Development (effective May 1, 2019) and Xavier University (effective July 1, 2019). These join the Cincinnati Metropolitan Housing Authority (CMHA), Hammond North Condos (HNC), and others that the committee already supports.

Public Health Preparedness

- Meeting, Grants, and Employee Safety
 - Presented at CCHC Meeting to engage regional partners in preparedness (PHEP Grant) 4/10/19
 - Co-Chaired Medical Reserve Corps Leadership Group (PHEP/CRI Grant)
 - Participated in Greater Cincinnati Water Works Contamination Warning System Project Bidders Meeting as Public Health Representative 4/15/19
 - Attended Cities Readiness State-Wide meeting in Columbus. 4/16/19
 - City-wide Safety Committee (Safety)
 - Chaired Burnet Safety Committee (Safety) 4/24
 - Performed respirator fit testing for Public Works employees.

- Training and Exercises
 - Participated in the Hamilton County Local Emergency Planning Committee Tabletop Exercise 4/25/19 image below.
- Response Activities
 - Conducted 10 Hepatitis A Vaccine clinics servicing 7 locations and 76 high-risk individuals. Image below.



Communicable Disease Prevention and Control

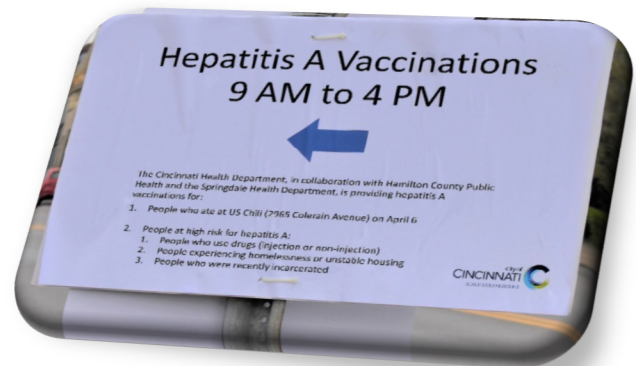
- Outbreak investigations
 - 1 new gastrointestinal outbreak was reported in April.
 - 19 existing outbreak investigations continued.
- Case investigations
 - In April, completed investigations of 114 cases of probable and confirmed reportable communicable diseases (see Monthly Communicable Disease Surveillance Report, April 2019).
 - This includes 5 additional confirmed cases of Hepatitis A.
- Surveillance monitoring
- Identified no outpatient visits meeting the definition of Influenza-Like Illness (ILI) at CHD's three sentinel health centers, collected no nasopharyngeal swabs for testing at the Ohio Department of Health Laboratory and reported weekly to CDC. The US influenza season ends on May 25, although the sentinel influenza program in which we participate continues year-round.
- Syndromic surveillance through EpiCenter triggered 31 anomalies in December, within the syndrome categories of
 - Class A* Measles (2; ruled out)
 - Class A* Ebola (ruled out; found to be in other jurisdiction)
 - Botulinic (1)
 - Diarrhea (1)

- Edema (1)
- Eyes (11)
- Exacerbation (4)
- Lymphadenitis (2)
- Paralysis (2)
- Rash (1)
- Vision (5)

*Class A diseases are typically highly contagious or have the potential for use as an agent of bioterrorism; these need to be reported to the health department by phone immediately and immediately investigated by the health department

8 were found to need public health investigation, and one public health intervention by CHD.

- Meetings and Events
- Co-Led the Regional Epidemiologist and Disease Investigator (REDI) meeting on April 2.
- Hosted the Regional Microbiology Laboratory Network Meeting on April 5.
- One CD Nurse and the Supervising Epidemiologist worked the April 20 mass vaccination clinic for patrons of US Chili possibly exposed to hepatitis A. In the picture below on the left, signage is shown, while in the picture on the right, CDU volunteer Beth Hamon (professor or nursing at Cincinnati State University) prepares to work at the mass vaccination clinic at the Northside Health Center.
- The two CD Nurses staffed 4 contact vaccination clinics at the Burnet & King location, and 2 at external locations vaccinating 50 at-risk contacts of hepatitis cases.



- The Supervising Epi presented on Measles and Hepatitis A to physicians for The Christ Hospital's Continuing Medical Education Symposium on April 27 and brought educational and guidance materials to share with community health providers.
- The Supervising Epi jointly presented with staff from the Environmental Health Division on *Preventing Hepatitis A in the Food Service Environment* at the annual regional training for sanitarians in Springdale on April 25.

Epidemiology and Evaluation

Infant Vitality Surveillance:

- As of May 8, 2019, 49 infant deaths in the City of Cincinnati have been provisionally reported for 2018. Of which, 41 infants are African American, 7 are Caucasian and 1 with an Other racial designation.
- As of May 8, 2019, 10 infant death in the City of Cincinnati has been provisionally reported for 2019. Of which, 7 infants are African American, 0 are Caucasian, 3 with an Other designation.

PermitStat:

- For Building Permit Health review, the total number of applications screened are below.

	4.7.2019 - 5.4.2019
Received	32
Approved	30
Denied	4
Pending*	18
Avg Days	7.4

*Note: The pending category may include applications that were forwarded to Health, but that do not require actual Health review. Therefore, the number of pending will not exactly match the number received minus (the number approved + number denied).

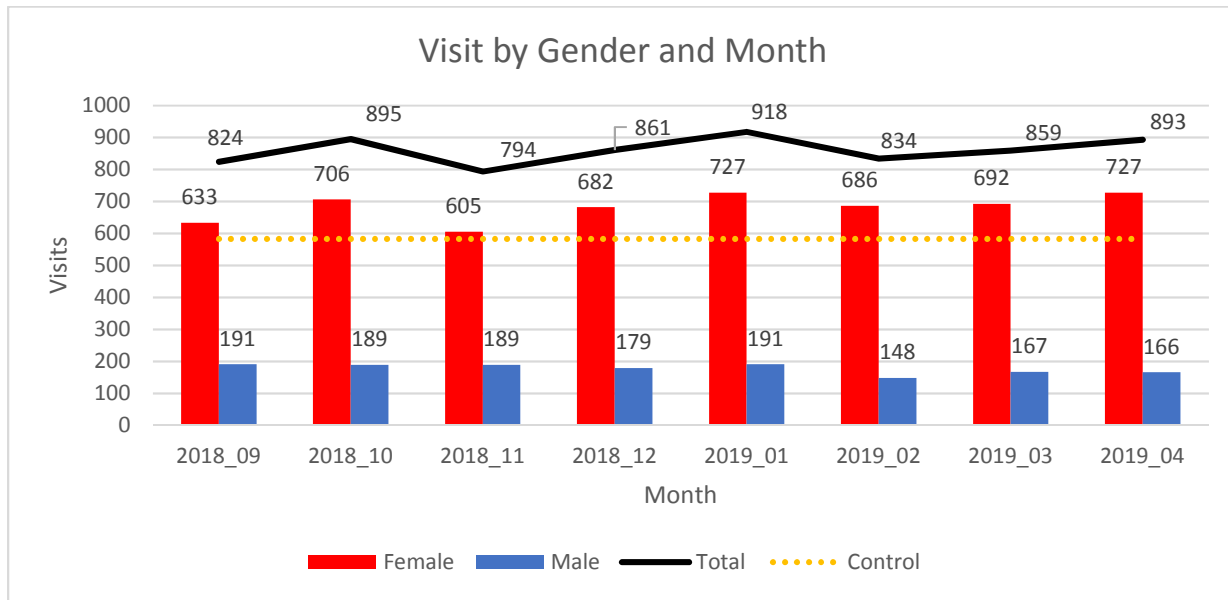
Epidemiology Data Briefs:

A new Epidemiology Data Brief has been released with the topic of Childhood Lead Exposure. The Data Brief can be found using the below website.

<https://www.cincinnati-oh.gov/health/community-health-data/epidemiology-data-briefs/>

Reproductive Health and Wellness Program (RHWP) Data Report:

Figure 1. City of Cincinnati Primary Care Health Center Reproductive Health Visits by gender and month



FY18/19 Visits with Men: 1,420 patients
 FY18/19 Visits with Women: 5,458 patients
 FY18/19 Visits Combined (men/women): 6,878 patients
 FY18/19 Control (Expected) Visits: 4,664 patients
 FY18/19 Visits as % of Control Total: 147.5%

Figure 2. Long-acting reversible contraception (LARC) (Intrauterine device) provision by month and insurance type for patients seen at our City of Cincinnati Primary Care Health Centers

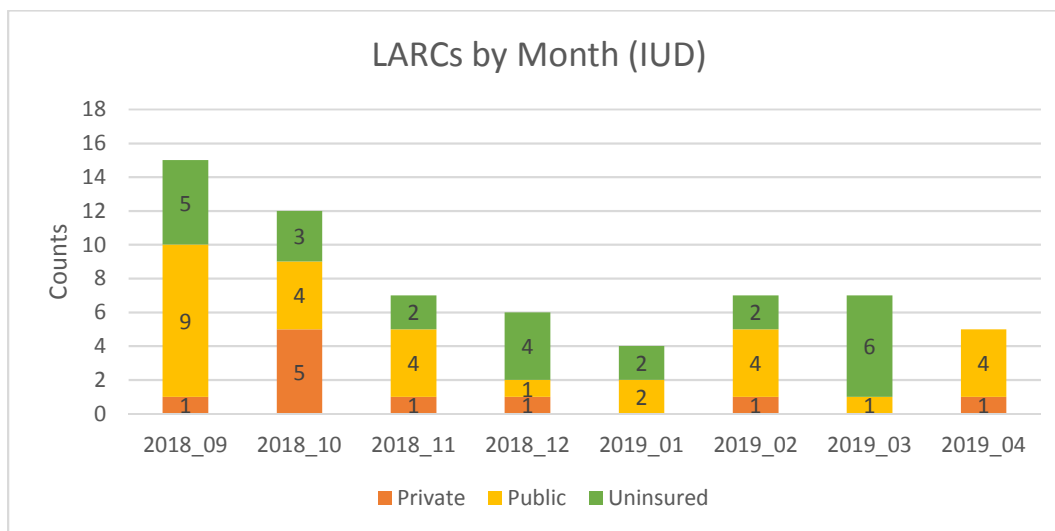


Figure 3. Long-acting reversible contraception (LARC) (Implants) provision by month and insurance type for patients seen at our City of Cincinnati Primary Care Health Centers

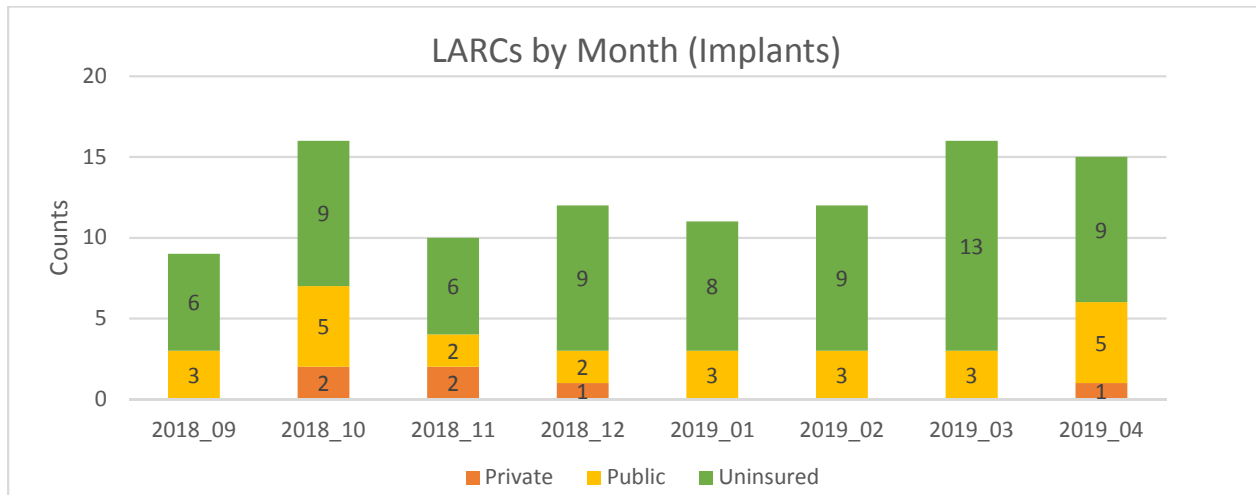


Table 1. Selected Demographic Characteristics of Unduplicated Patients, April 2019

	Female	% in col.	Male	% in col.	Total	% in col.
Race						
AI/AN	14	2.37%	1	0.85%	15	2.12%
Asian	7	1.18%	2	1.71%	9	1.27%
Black	372	62.94%	94	80.34%	466	65.82%
PI/HN	21	3.55%	2	1.71%	23	3.25%
Unknown	177	29.95%	18	15.38%	195	27.54%
White	14	2.37%	1	0.85%	15	2.12%
Ethnicity						
Hispanic	125	21.15%	3	2.56%	128	18.08%
Non-Hispanic	466	78.85%	114	97.44%	580	81.92%
Income						
<=100% FPL	450	76.14%	79	67.52%	529	74.72%
101-249% FPL	141	23.86%	38	32.48%	179	25.28%
Insurance						
Private	60	10.15%	14	11.97%	74	10.45%
Public	275	46.53%	29	24.79%	304	42.94%
Uninsured	256	43.32%	74	63.25%	330	46.61%
Age (years)						
>=17	29	4.91%			29	4.10%
18 to 44	479	81.05%	91	77.78%	570	80.51%
44<	83	14.04%	25	21.37%	108	15.25%
Limited English (yes)						
	138	23.35%	1	0.85%	139	19.63%
Total	591	100.00%	117	100.00%	708	100.00%

* Reproductive health data is based on services as part of the Title X grant provided by our City of Cincinnati Primary Care Health Centers.

Accreditation

PHAB Action Plan Update:

CHD staff have been working with a consultant to help prepare the Action Plan for PHAB. The accreditation coordinator and domain leaders provided the necessary information for each measure to the consultant. The consultant is current drafting the plan in a PHAB compliant manner. We are on target to have the plan completed in the required timeframe.

Cincy CHIP Update:

The second Cincy CHIP meeting occurred on Monday, May 6. During the meeting, attendees narrowed down the 6 proposed focus areas to 4 final focus areas that include Access to Care, Mental/Behavioral Health, Nutrition/Food Access and Infant Mortality. Action Teams will be formed around each focus area to develop goals, objectives and strategies. Metrics and indicators will be developed for monitoring the plan over the following 3 years.

Quality Improvement/ Quality Assurance

Quality Improvement for City of Cincinnati Primary Care (CCPC) - the CCPC health centers are currently working with Cincinnati Children’s Hospital Medical Center (CCHMC) to improve the health of Cincinnati’s children, by participating in quality improvement activities, using the Model for Improvement Plan Do Study Act Cycle. The pediatric teams at each of the health centers have each selected a specific clinical care measure to improve on. Each team is systematically monitoring, testing, and studying interventions that will improve the care they deliver. CCPC and CCHMC share a commitment to using quality improvement, as a driving force to ensure that Cincinnati’s children are thriving by the age of five years old, and are the healthiest in the nation.

Agnes and Stages Questionnaire (ASQ) provides reliable, accurate developmental and social-emotional screening for children between birth and age 6. Drawing on parents’ expert knowledge, ASQ has been specifically designed to pinpoint developmental progress and catch delays in young children—paving the way for meaningful next steps in learning, intervention, or monitoring (ASQ, 2019). Retrieved from <https://agesandstages.com/about-asq/>

Figure 1. Collaborative between CHD and CCHMC to conduct ASQs, 2017-2019

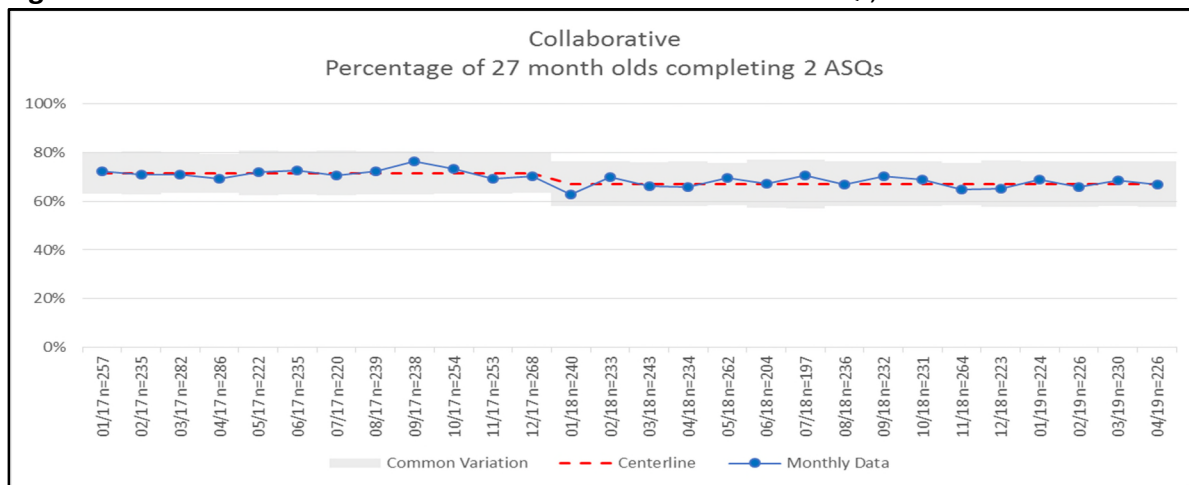
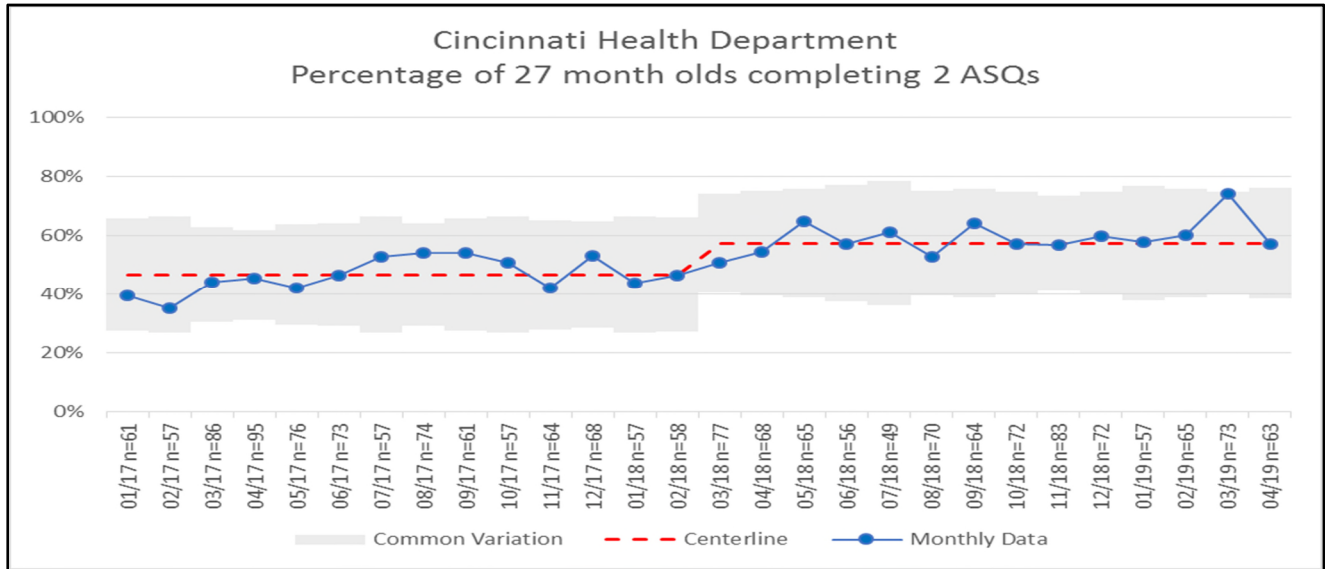


Figure 2. Cincinnati Health Department conducting ASQs, 2017-2019



(* Centerline is defined as 2017 baseline)

The City of Cincinnati Health Department (CHD), City of Cincinnati Primary Care (CCPC), and Cincinnati Children’s Hospital Medical Center (CCHMC) have established a working relationship to enhance the Quality Improvement (QI)/Quality Assurance (QA) structure within the CHD and the CCPC health centers. This enhancement will support CHD’s pursuit to obtain Public Health Accreditation Board (PHAB) accreditation. In an effort to achieve this enhancement, the following objectives have been established, and include:

- To provide a structure for planning, prioritizing, and delivering on breakthrough performance goals for CCPC and CHD as a whole
- To provide a structure of progressive responsibility and training to support the development of future system leaders

* Meetings have recently begun, and are ongoing to support this transformation.

Division of Environmental Health Services

Lead Program Report	
Total open cases (per CAGIS)	143
PHLI’s conducted (10ug/dL & above)	6
PHLI’s conducted (5-9 ug/dL)	9
Risk assessments performed	28
Clearance	15
Owner meetings	14
Compliance checks	19
Relocation inspections	11
Cases filed	0
No. of PIRA’s performed	7
Applications received	20
Case update with Lead Clinic	7

Environmental Events

Food Inspection Program

- Food Safety attended Southwest Ohio Food Safety Roundtable (Middletown Health Dept.) 4/2/19.
- Food Safety attended Vendor meeting for Asian Food Festival (Cincinnati USA Regional Chamber) 4/8/19.
- Food Safety attended Springdale Health Department's two-day in-service training. Food Safety (along with Dr. Hutchins) conducted a Hepatitis A training presentation on 2nd day of this in-service.

Healthy Homes Program

- Sanitarians in Training Wendy Freeze and Ahmed Alobidi passed their Registered Sanitarian examination. They are now eligible for promotion from a Sanitarian in training to a Sanitarian.
- Staff was a part of executing two search warrants along with Police, Fire, Law, Buildings, and Public Works on two properties for excessive hoarding. In both cases, the joint effort across city agencies was key in resolving the issues.

Technical Environmental Services (TES)

- In April, the Technical office's household sewage treatment systems program was surveyed by the Ohio Department of Health. The audit consisted of both an administrative and a field portion, and a report of the findings is expected soon.
- TES also provided a training opportunity for sanitarians on Traffic Control Safety. This yearly training is given in advance of our annual downtown sewer baiting project.

Environmental Waste Unit

- The Waste Unit continued to monitor the new Infectious Waste Treatment System (Clean Waste System) at University Hospital.
- The Waste Unit Supervisor met with The Hamilton County Solid Waste and Recycling District along with the OEPA to discuss open dumping of scrap tire issues and accomplishments.
- The Waste Unit Supervisor attended a public forum along with other Environmental Service's staff and other city agencies to discuss the new proposed Urban Agriculture Regulations (which encompasses composting).

Food Safety Program	April	2019 Total	Healthy Homes Program	April	2019 Total
FSO			School Food Inspections		
Inspections	202	802	RFE/FSO – Class 1	4	4
Reinspections	52	134	RFE/FSO – Class 2	5	6
CCP Inspections	40	465	RFE/FSO – Class 3	0	0
Monthly Total	294	1401	RFE/FSO – Class 4	13	13
			RFE/FSO – CCP	13	13
RFE			RFE/FSO – Mobile	35	36

RFE Inspections	73	211	* Month Total *	70	72
RFE Reinspections	1	28			
RFE Process Review	1	17	FSO/RFE Plans Received	0	2
Variance Verification	0	0	FSO/RFE Plans Approved	0	2
Monthly Total	75	256	FSO/RFE Plans Rejected	0	0
FSO & RFE			General Nuisance Complaints		
Complaints – Inspection	39	145	Total Complaints Received	188	795
Complaints – Reinspection	8	56	Total Complaints Finished	189	802
Monthly Total	47	201			
			General Nuisance Complaints By Type		
Inspections/License			Mold Inspections	51	208
Temporaries license	11	13	No Heat Inspections	3	82
Temporary day inspections	0	2	No Water Inspections	3	21
Mobile licenses, new	7	12	Roach Inspections	21	104
Mobile inspections	6	30	Rat Inspections	16	65
Vending inspections	0	83	Mouse Inspections	18	66
			Flea Inspections	0	0
Enforcement			Defective Plumbing Inspections	29	94
Admin. Hearing	0	0	Broken Sewer Line Inspections	28	61
			Unsanitary Living Condition Inspections	20	70
Risk Control Plan	0	0	Beg Bug Material Provided	5	18
			Miscellaneous Inspections	0	0
Plan Review Applications					
FSO/RFE Plans Received	27	79	Smoking		
FSO/RFE Plans Approved	11	38	Complaints Received	3	9
FSO/RFE Plans Rejected	7	33	Complaints Finished	6	10
Courtesy Evaluations			School Env. Inspections	38	53
Food Site Evaluations	0	0			
Institutions	0	0	Healthy Home Inspections	0	0
Food Safety Training			Transient Accommodations	1	2
ServSafe Training Classes	0	1			
PIC Training Classes	0	1			
Additional					
Street & Sidewalk permit	0	0			

Environmental Waste Program	April	2019 Total	Technical Environmental Program	April	2019 Total
Junk Vehicles			Rabies		
Junk Vehicle Complaints, New	127	334	Investigation	41	150
Junk Vehicle Re-Investigations	113	327	Re-investigation	62	200
Junk Vehicle Complaints Closed	79	214			
Junk Motor Complaints Refer to Tow	34	94	Swimming Pool		
			Inspections	12	67
Open Dumping			Complaint Investigation	2	13
Open Dumping Complaints, New	6	8	Sampling	0	0
Open Dumping Re –Investigations	4	22	Re-inspection	0	0
Open Dumping Complaints Closed	2	11	Complaint Re-investigation	3	22
New Complaints Received (Total)	133	342	Sewage		
Complaints Finished (Total)	117	318	Inspections	40	182
			Investigation	6	77
Infectious Waste			Completed	31	96
IW Treatment Facility Inspections	1	8	Re-inspection	19	41
IW Large Quantity Generator Inspect.	7	26	Sampling/Recorder	56	236
IW LQG Re-Inspections	0	0			
IW Complaints	0	0	Mosquito		
			Complaint Investigation	4	5
Landfill/Transfer Station/Compost			Monitoring/Sampling	0	0
Closed Landfill Inspections	0	1	Sampling/Recorder	13	13
Transfer Station Inspections	0	1	Complaint Re-investigation	12	31
Compost Facility Inspections	0	1			
			Sewer baiting		
Tires			Rodent Baiting	214	688
Tire Storage Facility Inspections	0	5	Complaint Investigation	221	523
Tire Storage Facility Re-Inspections	0	1	Complaint Re-investigation	13	160
			Recorder	163	283
Body Art					
Body Art Inspections	9	13	Contracts		
Body Art Re-Inspections	0	0	Inspections	22	102
Body Art Plans Received	0	1	Complaint Investigation	2	8
Body Art Plans Approved	0	2	Complaint Re-investigation	0	5
Body Art Licenses Issued (New)	0	1			
Body Art Temp License Issued	0	2	Vectorborne Disease		
Body Art Complaints	0	1	Complaint Investigation	6	10
			Complaint Re-investigation	1	4

Cincinnati Vital Records and Statistics Program

Monthly Dashboard April 2019

Kiosk Birth Certificates Sales	2093
Kiosk Death Certificates Sales	87
Web Birth Certificates Sales	972
Web Death Certificates Sales	1391
Kiosk total payment Amount	\$48,508
Web Total Payment Amount	\$59,490

*Monthly dashboard accounts for sales only thru the kiosk and the CHD website

Program goals and performance measures

Goal 1: Assure that staff, have firm knowledge of legal mandates, ordinances, regulations, codes and laws.

Update and review the written Standard Operating Procedures (SOP)

During the staff meeting 4/2/2019 information in the birth section of the SOP was reviewed and the glitch in the IPHIS system when completing a birth affidavit for same sex parents was discussed. Each subject was signed off by staff as having reviewed the topic.

Division of School Health

Data Reflects April 1 – April 30 2019 School Based Health Centers	
Total Medical Visits School Based Health Centers	4015
Vaccines Administered	322
Medicaid Rate %	70.4%
Private Insurance Rate	3.6%
Uninsured Rate	25.9%

Schools with CHD Staff on Site (School year to date)					
	Medical	Vision	Dental	Hearing	Total
Health Office Visits/ 911 (incl. vision, dental, hearing) Screenings	9846* / 0				
Routine Exams		917	499	974	2390
Referrals	141	151	174	40	506
Referrals Completed	75	28	90	9	202
Referrals Incomplete	66	123	84	31	304
Referrals In-process			0		
Referrals % Complete	53.19	18.54	51.72	22.5	39.92
Referrals % Serviced			51.72		

Asthma Control Test (ACT) Scores Reported in Last 365 Days			
Students With ACT	Poorly Controlled (<=19)	Well Controlled (=>20)	Well Controlled%
3505	550	2955	84

Immunization Compliance Statistics					
	SBHC Sites	CHD RN Site	CPS SHA Site	Non CHD Schools	Total
Immunization % Compliant	93.69%	94.12%	90.87%	74.13%	90.69%

*statistics impacted by students transferring into and out of the District

Division of Primary Care

WIC

WIC Updates April 2019

1. Provided services to approximately 5,044 participants out of 14,696 in April.
2. Provided education for “high weight gain during pregnancy” to 162 or 70% of postpartum participants in April.
3. Caseload in April was 14,696, which is an increase from March of 195 participants. This is 92% of our goal of 15,950.

Patients seen from 04/01/2019 to 04/30/2019

Health Center	April	Health Center	April
AIKEN SBHC	225	NORTHSIDE DENTAL	300
AMBROSE CLEMENT	508	OYLER DENTAL	543
AWL SBHC	210	OYLER SBHC	252
BRAXTON CANN	680	OYLER VISION CTR	711
CHILDREN'S HOME	181	PRICE HILL	1519
CITYLINK DENTAL	53	PRICE HILL DENTAL	557
CITYLINK VISION	91	RIVERVIEW EAST	202
CREST SMILE	361	ROLL HILL ACADEMY	159
ELM ST DENTAL	428	RP ACADEMY SBHC	298
ELM ST.	1192	TAFT HIGH SCHOOL	211
ETHEL TAYLOR SBHC	107	WALNUT ST CLINIC	99
JOHN P PARKER	66	WESTERN HILLS DEN	315
MILLVALE	636	WESTERNHILLS SBHC	363
MILLVALE DENTAL	203	WITHROW DENTAL	486
MT AIRY SBHC	180	WITHROW HIGH SBHC	352
NORTHSIDE	1078	GRAND TOTAL	11,641

Office of the Health Commissioner

- April 1
 - Every Child Succeeds Meeting
 - CODE Meeting

- April 2
 - Healthcare Access Now
 - Northern Kentucky University MAT Grant Meeting

- April 3
 - Terry Smith One City Against Heroin Meeting
 - Food Inspection Program Audit - Closing Meeting

- April 8
 - Councilmember Greg Landsman Meeting
 - Vice-Mayor Chris Smitherman Meeting

- April 9
 - Rockdale Elementary Follow-up Meeting
 - Carrie Pastor and Carol Baden Meeting
 - Cradle Cincinnati Infant Mortality Report

- April 10- Reds Game-Reducing Stigma

- April 11
 - Grand Opening UC Gardner Neuroscience Institute
 - Gina Hemenway Introductory Meeting
- April 12-Chad Schaefer-I Heart Media
- April 15
 - UC Urban Health Project Meeting
 - Union Local 3119 Meeting
 - Illinois Avenue Meeting
 - Councilmember Chris Seelbach
- April 16
 - Population Health Conference
 - Mayor John Cranley Meeting
 - Board of Finance Meeting
 - Crossroads Board Meeting
- April 17-NANA Marketing Meeting
- April 18
 - Cancer Program Meeting
 - Jodi Cunningham Community Builders
 - GC Services
 - Avondale Health Center/UC
- April 22
 - Budget and Finance Council Meeting
 - Performance Agreement Review
- April 23
 - Councilman Jeff Pastor
 - St. Anthony Health Center Tour
 - Board of Health Meeting
- April 25
 - Cradle Cincinnati Advisory Board
 - Cradle Cincinnati Press Conference
- April 26-Implicit Bias Training
- April 29
 - Councilmember Amy Murray
 - Councilmember Wendell Young
- April 30
 - Strong Cincinnati Follow-up Meeting
 - Avondale Town Center Follow-up Meeting